

**USER MANUAL  
FOR  
FIRST PROFESSIONAL BAMS CURRICULUM**

शास्त्रं ज्योतिः प्रकाशार्थं दर्शनं ब्रह्मिदात्मनः

(Applicable from 2021-22 batch onwards for 5 years or until further notification by NCISM, whichever is earlier)



अष्टाङ्गिभिरः प्राणायतनानाम्

प्राणायतनानाम्

**BOARD OF AYURVEDA  
NATIONAL COMMISSION FOR INDIAN SYSTEM OF MEDICINE  
NEW DELHI-110058**

**True Copy**

**Principal**

**M. A. M's, Sumatibhai Shah  
Ayurved Mahavidyalaya,  
Hadapsar, Pune- 411 028**

## **National Commission for Indian System of Medicine**

The National Commission for Indian System of Medicine is the statutory body constituted under NCISM Act, 2020 vide gazette notification extraordinary part (ii) section (i) dated 21.09.2020.

An Act..

- to provide for a medical education system that improves access to quality and affordable medical education, ensures availability of adequate and high quality medical professionals of Indian System of Medicine in all parts of the country;
- that promotes equitable and universal healthcare that encourages community health perspective and makes services of such medical professionals accessible and affordable to all the citizens;
- that promotes national health goals;
- that encourages such medical professionals to adopt latest medical research in their work and to contribute to research;
- that has an objective periodic and transparent assessment of medical institutions and facilitates maintenance of a medical register of Indian System of Medicine.
- for India and enforces high ethical standards in all aspects of medical services;
- that is flexible to adapt to the changing needs and has an effective grievance redressal mechanism and for matters connected therewith or incidental thereto

## Graduate Attributes: -

Ayurved Samhiats explain many attributes of Ayurved Physician. Charak Samhita has explained the Qualities of *Pranabhisar Vaidya*, (Saviour), *Chikitsaprabhrut*, *Vaidyavrutti* and many quotes from almost all chapters of samhita. Sushrut Samhitas has elaborate description of teaching learning process and qualities of Vaidya in many chapters e.g. *Prabhashaneeya*. similarly, *Ashtang sangrah* and *Hridaya* and other samhitas contributed many such quotes.

These are the graduate attributes compiled from samhitas. (A student after completion of the course, should gain these attributes.)

Graduate Attributes (GA) Sanskrit and English Translation	
GA1	स्वस्थातुरयोःकृते हेतुलिङ्गऔषधात्मकस्य त्रिसूत्रात्मकस्य आयुर्वेदस्य ज्ञाता (भवेत्) Ayurveda professional who is well versed with the Trisutra framework i.e. causes (Hetu), symptoms (Linga) and therapeutics (Aushadha) for the maintenance of health and management of disease
GA2	विविधगुरुशास्त्रसेवनादिभिः पर्यवदातता विशुद्ध ज्ञानवता बहुशो दृष्टकर्मता च Erudite scholar of pure knowledge of Ayurveda learnt from various gurus, contemporary disciplines and thorough observation of multiple procedures. (Variety of learning experiences. )
GA3	प्रकृतिवितर्कयुक्तिप्रतिपत्तिविद् (भवेत्) Physician with a rational approach to clinical decision making that is holistic and based on uniqueness of individual (Prakruti).
GA4	कर्म कुशल जितहस्ता च (भवेत्) Physician who is dexterous and skilled at performing therapeutic maneuvers.
GA5	विज्ञाता शासिता योक्ता चिकित्साप्रभृतः (प्राणाभिसरः) च (भवेत्) Saviour of lives, who is well equipped with requisite knowledge, leadership attributes and the ability to practice holistic management of diseases.
GA6	दक्षः शुचिः सद्वृत्तशीलः करुणावान च (भूत्वा वर्तेत)

True Copy

*[Handwritten Signature]*

Principal

M. A. M's, Sunatibhai Shah  
Ayurved Mahavidyalaya,  
Hadapsar, Pune- 411 028

	Agile, wise, virtuous, ethical and compassionate professional physician.
GA7	सतताध्ययनपरः (अवेत) Self-directed learner taking efforts to enrich his qualities (knowledge and skills) to improve healthcare and societal well-being.
GA8	सुष्ठु संभाषणक्षमः (स्यात्) Eloquent or good communicator who effectively communicates with patients, families, community and peers.
GA9	चिकित्सक अन्वेषक अध्यापक गुणानां ज्ञाता अभिकाक्षिणः च (अवेत) Professional who knows the qualities of a practitioner, researcher and academician and aspires to be one.

### Programme learning outcomes (PO)

At the end of the BAMS programme, the students will be able to:

PO1	Demonstrate comprehensive knowledge and application of the Trisutra concept to explore root causes, identify clinical manifestations of disease to treat ailments and maintain healthy status.
PO2	Demonstrate knowledge and skills in Ayurveda, acquired through integration of multidisciplinary perspectives and keen observation of clinical and practical experiences.
PO3	Demonstrate proficiency in holistic, unique assessment of an individual for rational approach and decision-making in management of disease and maintenance of health.

PO4	Perform procedures and therapeutic maneuvers with skill and dexterity in a variety of situations.
PO5	Demonstrate knowledge, skills and attitudes to provide holistic quality care and preparedness to practice.
PO6	Demonstrate agility, virtuous and ethical behavior and compassion to improve the well-being of individuals and society.
PO7	Demonstrate self-directedness in pursuit of knowledge and skills, which is required for advancing health care and wellbeing of society.
PO8	Demonstrate the ability to effectively communicate with patients, families, community and peers
PO9	Demonstrate an understanding of qualities and required skills as a practitioner, researcher and academician and an aspirations to become one.

GA1 to GA9 are Matched with PO1 to PO9 Respectively.

**True Copy**

*Principals*

**Principal  
M. A. M's, Sumanibhai Shah  
Ayurved Mahavidyalaya,  
Hadapsar, Pune- 411 028**

## User manual.

Welcome to new curriculum of NCISM for I Professional BAMS (Ayurvedacharya).

This is an introduction before reading the curriculum file for any course. These instructions will help reader to easily retrieve the information from the document. This document involves many familiar and less familiar terms. Some of them are explained in here.



First Page: Contains Name, Code, Year and “QR code” for downloading the document.

Second page is Summary page for the Course.

The Page will provide at a glance information of Lecture and non-Lecture hours, Distribution of hours as per papers, Distribution of Marks (Theory and Practical).

Course Name	Code	Year	QR Code
I Professional BAMS (Ayurvedacharya)			

Distribution of Hours	
Lecture	Non-Lecture

Distribution of Marks	
Theory	Practical

Next table is Index. All the major tables are indexed.

**Curriculum:** The curriculum is defined as the guideline of the academic content covered by an education system while undergoing a particular course or program. Curriculum has a wider scope which covers the knowledge, attitude, behaviour, manners, performance & skills that are imparted or inculcated in a student. It contains every aspect from objectives to assignments. This is outcome-based approach of the curriculum.

**Graduate attributes** reflect the particular quality and feature or characteristics of an individual, including the knowledge, skills, attitudes and values that are expected to be acquired by a graduate through studies at the higher education institution.

The graduate attributes include capabilities that help strengthen learners' abilities for widening current knowledge base and skills, gaining new knowledge and skills, undertaking future studies, performing well in a chosen career and playing a constructive role as a responsible citizen in the society.

**Program learning Outcomes** deal with the general aspect of graduation for a BAMS program, and the competencies and expertise a graduate will possess after completion of the program. Name of the Programme : Ayurvedacharya (Bachelor of Ayurvedic Medicine and Surgery - BAMS)

As per new MSE, This programme (BAMS) is divided in three Professional years of 1.5 years each, followed by 1 year of internship. 1 professional BAMS has five courses (Subjects).

## Course Code and Name of Course

	Course code	Name of the Course
1	AyUG SN & AI	Sanskrit and Ayurved Itihas
2	AyUG-PV	Padartha Vijnanam (Fundamental Principles of Ayurveda and Quantum Mechanics)
3	AyUG KS	Kriya Sharir (Human Physiology)
4	AyUG-RS	Rachana Sharir (Human Anatomy)
5	AyUG-SA1	Samhita Adhyayan 1

**Course code:** is an abbreviation of selected alphabets given to the course (subject).

**Name of the course:** Complete name of the course is indicated in the table in each course.

Next table explains Course learning outcomes (CO) and they are matched with Programme learning outcomes.(PO)

**Table 1- Course learning Outcome and matched Program learning outcomes.**

	A1	B1
SRI CO No	Course learning Outcome (CO) AyUG-.....: At the end of the course AyUG-.....: the student should be able to-	Course learning Outcome matched with program learning outcomes.

SRI: Course learning Outcome are numbered in column SRI. CO<Number> for the AyUG-.....: These number will be used in the table 3 in column A3.

A1: Course Learning Outcome (CO) :

**Course Learning outcomes (CO)** is a detailed description of, what a student must be able to do at the completion of a course. CO helps the learner to understand the reason for pursuing the course. Learner can visualize the learning (it may be knowledge, Skills or attitude) at the end of the course.

Learning outcome is measurable and involves the structuring of two parts, a verb and an object. The verb phrase describes the intended cognitive process or what the learner is intended to do, and the object phrase describes the knowledge students are expected to acquire or construct.

B1: Program learning Outcomes (POs) matched with **Course learning outcomes (CO)**

Ayurvedacharya (BAMS) is a programme and outcomes for this are explained in earlier section. This column explains CO in column A1 matched with the appropriate PO<number> written in row in front of COs.

**Table 2: Contents of the Course-**

A2 List of Topics AyUG-PV I	B2 Term	C2 Marks	D2 Lecture hours	E2 Non-Lecture hours

Table 2 explains contents of course. List of topics and distribution according to term and marks.

A2 List of Topics AyUG-.....	B2 Term	C2 Marks	D2 Lecture hours	E2 Non-Lecture hours

A2: List of topics AyUG-.....: List of the topics (main and subtopics) those are included in the course.

A2 List of Topics AyUG-.....	B2 Term	C2 Marks	D2 Lecture hours	E2 Non-Lecture hours

B2: Term – The course is of three terms of six months each. Topics in A2 are to be covered in three terms. This column indicates topics to be covered as per each term. Indicated by I, II, III.

A2 List of Topics AyUG..	B2 Term	C2 Marks	D2 Lecture hours	E2 Non-Lecture hours

C2: Marks: This column indicates distribution of marks for the topic or group of topics in the course. Useful for considering the weightage of the topic in the course.

Term wise distribution is indicated in column B2 and marks distribution in C2.

A2 List of Topics AyUG__	B2 Term	C2 Marks	D2 Lecture hours	E2 Non-Lecture hours

D2 and E2 : Lecture and Non Lecture Hours:- Defines the Total number of hours allotted for the course. As per MSE, they are divided in lecture and non-lecture hours.

A2 List of Topics AyUG...	B2 Term	C2 Marks	D2 Lecture hours	E2 Non-Lecture hours

**D 2 Lecture hours:** Lecture is an exposition of a given subject or discourse on a particular subject delivered before an audience or class. Lecture is commonest method used in the classroom for teaching. Now it is supplemented with A/V aids. Expectations from the lecture are interactive lectures.



Interactive teaching method is a teaching process which is conducted through the interaction between the teacher and the learner. It is within the existing learning conditions, aiming to transfer common knowledge, skills, and values to the student.

These can be brief segments within a larger lecture-based class and can include a single or mix of several different Teaching learning and student engaging techniques. Total number of hours required to complete the topic are indicated in the column.

	A2 List of Topics AyUG...	B2 Term	C2 Marks	D2 Lecture hours	E2 Non-Lecture hours
--	------------------------------	------------	-------------	------------------------	-------------------------

**E2 Non Lecture Hours**- Practical-Learning means knowledge gained by implementing theory in real-life activities. This way of learning helps students to remember the topic for a long time and also to master it. Practical-learning makes the study more enjoyable, with the highest engagement in the topic.

Learning can be with various ways. Based on objectives like Disseminate knowledge, Develop capability to use ideas, to test ideas, to generate ideas, Facilitate the personal development of students, self directed learning.

Common methods like Reading, Handouts, Guest lectures, using library and other learning resources, Case studies, Work experience, Projects, Demonstrations, Group working, Simulations, Workshops, Discussion & debates, Essay writing, tutorials, Presentations, compilations, feedback on written work. Some others like Peer assessment, Research projects, Workshops on techniques of creative problem solving. Team based learning like Group working, Action learning, field work. Generating ideas with Lateral thinking, Brainstorming, Mind-mapping, Creative writing, drawing. Others like Problem solving, Experiential learning, Role play, Mentors, Reflective logs and diaries, independent study/ self-directed learning, Work placement, Portfolio development etc.

Activities based on relevance are expected as a part of learning experience. Time required for these activities along with different newer Teaching learning methods supported by various Audio visual aids can be considered as **non-lecture hours**. These hours are indicated as per topic list in this column.

True Copy  
  
 Principal  
 M. A. M's, Sunatibhal Shah  
 Ayurveda Mahavidyalaya,  
 Hadapsar, Pune- 411 028

**Table 3: Learning objectives (Theory) of Course AyUG-.....:**

A3 Course outcome	B3 Learning Objective (At the end of the session, the students should be able to)	C3 Domain/Category	D3 Must to know/ desirable to know/Nice to know	E3 Level Does/ Shows how/ Knows how/ Know	F3 T-L method	G3 Assessment	H3 Formative /summative	I3 Te rm	J3 Integration
<b>Topic 1- &lt;Topic point &gt; (Lecture:- &lt;Number&gt; hours, Non lecture &lt;Number&gt; hours)</b>									

Table 3 Learning objectives of course AyUG-.....: contents. This table contains ten columns. This comprehensive table explains Topic and subtopic wise points in the table. Matched lecture and no lecture hours explained as per D2 and E2 columns. It also explains learning Objective of the topic, Domain and subdomain as per Blooms Taxonomy, level, appropriate Teaching learning Method, assessment method, type of assessment and Integration for teaching.

A3 Course- outcome	B3 Learning Objective (At the end of the session, the students should be able to)	C3 Domain/sub	D3 Must to know/ desirable to know/Nice to know	E3 Level Does/ Shows how/ Knows how/ Know	F3 T-L method	G3 Assessment	H3 Formative /summative	I3 Te rm	J3 Integration
<b>Topic 1- &lt;Topic point &gt; (Lecture:- &lt;Number&gt; hours, Non lecture &lt;Number&gt; hours)</b>									

A3 indicates Course learning outcome (CO); - CO are explained in Column A1. Topic list is explained in column A2. This column A3 explains relation of Topic in list and course outcome denoted corresponding CD number. One topic and Objectives for topic may contribute in one or more than one CO s. They are also denoted in this column.

This Copy  
 M. A. B. S. ...  
 ...  
 ...

A3 Course outcome	B3 Learning Objective— (At the end of the session, the students should be able to)	C3 Domain/ sub	D3 Must to know/ desirable to know/Nice to know	E3 Level Does/ Shows how/ Knows how/ Know	F3 T-L method	G3 Assessment	H3 Formative /summative	I3 Te m	J3 Integration
Topic 1- <Topic point > (Lecture:- <Number> hours, Non lecture <Number> hours)									

**B3 Learning Objectives:** - Learning objectives are clearly written, specific statements of observable learner behavior or action that can be measured upon completion of an educational activity. It is a description of what the learner must be able to do upon completion of an educational activity. A well-written learning objective outlines the knowledge, skills and/or attitude the learners will gain from the educational activity. One Topic covers one or many learning objectives. They are noted in Column B3. Each objective start with a verb. Before that line in the first cell "At the end of the session, the student should be able to" is common to all the statement.

A3 Course outcome	B3 Learning Objective (At the end of the session, the student should be able to)	C3 Domain/ sub	D3 Must to know/ desirable to know/Nice to know	E3 Level Does/ Shows how/ Knows how/ Know	F3 T-L method	G3 Assessment	H3 Formative /summative	I3 Te m	J3 Integration
Topic 1- <Topic point > (Lecture:- <Number> hours, Non lecture <Number> hours)									

C3 indicates **Domain of learning**. Benjamin Bloom has identified three domains of educational activities. The three domains are Cognitive, psychomotor and affective. Cognitive is for mental skills (Knowledge), Psychomotor is for manual or physical skills (Skills) while Affective is for growth in feelings or emotional areas (Attitude). They are also indicated by KSA (Knowledge, Skills and Attitude). All activities related to teaching and learning are aligned to these domains of learning.

**True Copy**  
Principal  
M. A. M's, Sunatibhai Shah  
Ayurved Mahavidyalaya,  
Hadapsar, Pune- 411 028

Cognitive domain involves knowledge and the development of intellectual skills. This includes the recall or recognition of specific facts, procedural patterns, and concepts that serve in the development of intellectual abilities and skills. There are six major categories. They are in ascending order. Lowest level is Knowledge (Recall), followed by Comprehension, Application, Analysis, Synthesis and Evaluation in the pyramid. They starting from the simplest to the most complex.

Psychomotor domain includes physical movement, coordination, and use of the motor skill areas. Development of these skills requires practice and is measured in terms of speed, precision, procedures, or techniques in execution. The seven major categories listed in order are Perception, Set, Guided response, Mechanism, Complex Overt Response, Adaptation and Origination.

Affective domain includes the manner in which we deal with things emotionally, such as feelings, values, appreciation, enthusiasms, motivations, and attitudes. The five major categories listed in order are: Receiving, Responding, Valuing, Organization and Internalizing values (characterization).

These are denoted in column C3 e.g., Cognitive/Knowledge.

A3 Course outcome	B3 Learning Objective (At the end of the session, the students should be able to)	C3 Domain/ sub	D3 Must to know/ desirable to know/Nice to know	E3 Level Does/ Shows how/ Knows how/ Know	F3 T-L method	G3 Assessment	H3 Formative /summative	I3 Te rm	J3 Integration
<b>Topic 1- &lt;Topic point number&gt; (Lecture)- &lt;Number&gt; hours, Non lecture &lt;Number&gt; hours)</b>									

D3 : Considering the Course outcome, Learning objective, level of learner(UG/ PG etc), topics are classified into Must to know, Desirable to know and Nice to know. This classification is essential to focus depth of the teaching, allotted time and efforts in teaching. It reflects in Teaching learning Methods and assessment. Must know should be covered in depth, Desirable to know as an introduction and Nice to know should be a sensitization.

This copy  
 Principal  
 M. S. Ramesh Babu  
 Assistant Professor  
 Department of Chemistry  
 JSS Institute of Technology  
 Mysore - 575 014


A3 Course outcome	B3 Learning Objective (At the end of the session, the students should be able to)	C3 Domain/ sub	D3 Must to know/ desirable to know/Nice to know	E3 Level Does/ Shows how/ Knows how/ Know	F3 T-L method	G3 Assessment	H3 Formative /summative	I3 Te rm	J3 Integration
<b>Topic 1 - &lt;Topic point number&gt;</b> (Lecture:- <Number> hours, Non lecture <Number> hours)									

E3 Levels of competencies in Clinical practice. It is based on Millar's Pyramid. It is divided in four levels. Lower two levels are Know and Know how based on Cognitive. Top two Shows and does for behavior. Lower three levels are useful in U.G. In any topic based on the Domain and importance, Level, Teaching and learning activities as well as Assessment methods are planned. These levels for each objective in topic are noted in Column E3.

A3 Course outcome	B3 Learning Objective (At the end of the session, the students should be able to)	C3 Domain/ sub	D3 Must to know/ desirable to know/Nice to know	E3 Level Does/ Shows how/ Knows how/ Know	F3 T-L method	G3 Assessment	H3 Formative /summative	I3 Te rm	J3 Integration
<b>Topic 1 - &lt;Topic point number&gt;</b> (Lecture:- <Number> hours, Non lecture <Number> hours)									

**F3 T – L Methods:** - Teaching learning methods. Teaching learning methods are planned based on Topic need, Domain, Importance, Level to be assessed. This column indicates traditional methods like lecture as well as interactive methods.

**Lecture method** is an educational presentation delivered by an instructor to a group of students with the help of instructional aids and training devices. In lecture method, the teacher orally presents the course material in an organized way to the students. Lectures may contain varying level of student participation, and the students take notes. Lecturing is one of the oldest methods of teaching used by the teachers of higher education. Lecture method gives more importance to content presentation, where the teacher is active and the students are passive, but the monotony of

**True Copy**  
  
**Principal**  
**M. A. M's, Sunatibhai Shah**  
**Ayurved Mahavidyalaya,**  
**Hadapsar, Pune- 411 028**

teaching will be overcome by various methods of Interactivity and Audio-visual aids. It is fastest and easiest way of large group teaching. Lecture method helps to motivate, clarify doubt, review the understanding by verbal and nonverbal responses.

In lecture, various other methods can be included. A large classroom can be converted to small groups for

**Discussions:** - Leading discussions can be one of the most rewarding, and most challenging, teaching methods. Using discussions as a primary teaching method allows us to stimulate critical thinking. Large group can be converted to small groups and activity can be conducted.

**Brainstorming** is used as one of the teaching methods. the students participate by responding or presenting views on the topic. This technique encourages new ideas among students.

**Inquiry-Based Learning** starts from a place of questioning. Students may spontaneously ask questions or be prompted to ask questions about a particular topic. They might search to find answers, engage in activities that will help them pursue answers, or work collaboratively in pursuit of answers.

**Problem-based learning (PBL)** is a student-centered approach in which students learn about a subject by working in groups to solve an open-ended problem. This problem is what drives the motivation and the learning.

**Case based learning:** - Same as above. A case on clinical practice or any real-life situation.

**Project-Based Learning:** - Project-based learning requires students to spend an extended period of time (e.g., a week) on a single project. Students will complete project with Learning objective and will present in class.

**Team-based learning (TBL)** is a structured form of small-group learning that emphasizes student preparation out of class and application of knowledge in class

**Flipped classroom:** - Flipped classrooms involve asking students to complete the reading, preparation and introductory work at home. Video or presentations are supplied before the class. Then, during class time, the students will ask questions and participate in discussions.

**Blended Learning** Blended learning is a mix method. Classroom lecture and technology together. This method relies heavily on technology, with part of the instruction taking place online and part in the classroom via a more traditional approach, similar but different than flipped classroom approach. Various online tools, apps can be added in the classroom activities.



**Edutainment:** - A combination of education and entertainment. It is helpful in maintaining students' interests, by using various methods of teaching such as videos, Power Point slides, demonstrations, discussions, etc.

**Early Clinical Exposure (ECE)** provides a clinical context and relevance to basic sciences learning. It also facilitates early involvement in the healthcare environment that serves as motivation and reference point for students, leading to their professional growth and development. It can be for healthy individuals or Patients. In a large classroom, it can be achieved by recorded videos, cases.

**Simulation** is also the pedagogical approach of providing students with the opportunity to practice learned skills in real-life situations. Simulation-based learning allows students to apply abstract concepts to active hands-on practice. Practicing with mock or real patients in a dedicated clinical environment such as a clinical skills lab helps students learn to make appropriate decisions at various points within the scenario.

**Role plays:** - Role play is the basis of all dramatic activity. Role playing is a way of working through a situation, a scenario, or a problem by assuming roles and practicing what to say and do in a safe setting. It is an effective way of learning cognitive, affective as well as communication.

**Self-directed learning** is the process through which an individual takes responsibility for their learning. This includes assessing the needs and readiness for learning, identifying learning goals, engaging in the learning process and self-evaluation. As a part of learning students are needed to acquire many essential skills by this method. Many online tools, E-learning portals, MOOC's related to syllabus are available. As per importance of topics nice to know topics can be selected for this method.

**Problem solving method:** - Human beings face multi-dimensional problems in their lives, and they try to solve these problems in a particular way in the light of their previously gained knowledge and experiences. In this regard, it is essential for the students to be prepared for future or near future challenges by facing real life, or real like, problems in their learning environment, and finding appropriate solution of these problems. Many similar methods like Critical thinking, creative thinking can be part of this activity.

**Kinesthetic Learning** students perform hands-on physical activities rather than listening to lectures or watching demonstrations. Kinesthetic learning, values movement and creativity, is most commonly used types of instruction. Students are expected to do, make or create something. Poster making, model making, Chart making, Video Clip making. Many such activities can be part of learning.

**Workshops** on few topics can be good Teaching method. Skills development, communication skills, ethics and many other programme outcomes can be achieved with this method.

True Copy  
*ptshah*  
Principal  
M. A. M's, Sumatibhai Shah  
Ayurved Mahavidyalaya,  
Hadapsar, Pune- 411 028

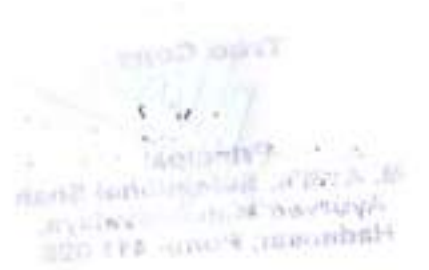
**Game-Based Learning** Students love games, game-based learning, which requires students to be problem solvers as they work on quests to accomplish a specific goal. For students, this approach blends targeted learning objectives with the fun of earning points or badges, much like they would in a video game.

A3 Course outcome	B3 Learning Objective (At the end of the session, the students should be able to)	C3 Domain/ sub	D3 Must to know/ desirable to know/Nice to know	E3 Level Does/ Shows how/ Knows how/ Know	F3 T-L method	G3 Assessment	H3 Formative /summative	I3 Te m	J3 Integration
Topic 1- <Topic point number> (Lecture- <Number> hours, Non lecture <Number> hours)									

**G3 Assessments:** This column indicates method of assessment for the given Topic. Various types of assessment methods are given as per domain. For assessment of cognitive domain MCQ, extended matching items, SAQ, LAQ, Essay writing, modified essay questions (MEQs), Constructed Response Questions (CRQs), case study, open book test etc. can be conducted.

In class activities like Quiz, Puzzles, Class Presentation, Debate, Word puzzle, Online quiz and online game-based assessment methods etc. Kinesthetic activities like Making of Model, Charts, Posters, conducting interview, Interactions, Presentations, similarly Critical reading papers, Creativity Writing etc. are useful to assess current understanding and giving feedback.

Clinical or practical related video cases, simulated patients, patient management problems, checklists, Objective Structured Clinical examination (OSCE), OSPE, Mini-Clinical Evaluation Exercise (Mini-CEX), Direct Observation of Procedural Skills (DOPS), simulation, Clinical work sampling (CWS) can be recorded as formative assessment. Involving activities like student projects, short survey, research projects, can be used. Other Teaching Methods indicated in the column like PBL, CBL etc. can be used as formative assessment with rating scales, checklist and pre decided scoring pattern. Record keeping like compilations, portfolios, log book, trainer's report, self-assessment, peer assessment, and 360-degree evaluation can be scored for few marks as Formative assessment.





A3 Course outcome	B3 Learning Objective (At the end of the session, the students should be able to)	C3 Domain/ sub	D3 Must to know/ desirable to know/Nice to know	E3 Level Does/ Shows how/ Knows how/ Know	F3 T-L method	G3 Assessment	H3 Formative /summative	I3 Te rm	J3 Integration
<b>Topic 1- &lt;Topic point number&gt; (Lecture:- &lt;Number&gt; hours, Non lecture &lt;Number&gt; hours)</b>									

H3 Formative and summative assessment: Column indicate assessment indicated in G3 should be performed as Formative and summative assessment. Few topics are indicated for formative assessment only. Most of the topics will be for formative as well as summative assessment.

I3 Term wise distribution is again indicated in column.

J3 Integration: - Students learn similar topics in more than one course(subjects). Integration of such topics, concepts, where various subject-based knowledge or aspects of one theme or topic are assimilated to provide the holistic approach. Many departments can come together to provide such holistic experience for similar topic. Horizontal and vertical integration opportunities are indicated in this column.

**Table 4: Learning objectives (Practical) of Course <course code>**

A4 Course outcome	B4 Learning Objective (At the end of the session, the students should be able to)	C4 Domain/ sub	D4 Must to know/ desirable to know/Nice to know	E4 Level Does/ Shows how/ Knows how/ Know	F4 T-L method	G4 Assessment	H4 Formative /summative	I4 Te rm	J4 Integration
<b>Topic 1- &lt;Topic point number&gt; (Lecture:- &lt;Number&gt; hours, Non lecture &lt;Number&gt; hours)</b>									

Similar to above table 3 for practical

- List of Practical is added to denote the practicals.

**Table 5- Non-Lecture Activities Course AyUG....**

Sr No	List non lecture Teaching-Learning methods	No of Activities

Table 5 summaries Non-Lecture Activities. These are indicative and as per the topic need, amongst the multiple methods denoted here and in the objectives table appropriate activities should be chosen.

**Table 6: Assessment Summary: Assessment is subdivided in A to H points.**

### 6 A-Number of Papers and Marks Distribution

#### Number of Papers and Marks Distribution for First Professional BAMS Subjects

S.No.	Subject Code	Papers	Theory	Practical/Clinical Assessment					Grand Total
				Practical /Clinical	Viva	Electives	IA	Sub Total	
1.	AyUG-SN & AI	2	200	-	75*	10 (Set-FA)	15	100	300
2.	AyUG-PV	2	200	100	60	10 (Set-FB)	30	200	400
3.	AyUG-KS	2	200	100	70	-	30	200	400
4.	AyUG-RS	2	200	100	70	-	30	200	400
5.	AyUG-SA1	1	100	-	75	10 (Set-FC)	15	100	200
<b>GRAND TOTAL</b>									<b>1700</b>

\*Viva voce examination shall be for Sanskrit and not for Ayurved Ithihasa

(Set-FA, FB, FC – sets of Electives for First Professional BAMS)

### 6 B - Scheme of Assessment (formative and Summative)

SR.NO.	PROFESSIONAL COURSE	DURATION OF PROFESSIONAL COURSE		
		First Term (1-6 Months)	Second Term (7-12 Months)	Third Term (13-18 Months)
1	First	3 PA & First TT	3 PA & Second TT	3 PA & UE

PA: Periodical Assessment; TT: Term Test; UE: University Examinations

Theory i.e. Written by the MCQ, SAQ, LAQ as per MSE and Practical Examination by Practical / Clinical/ Viva.

**Formative assessment** as, it is assessment for learning, various other methods can be used. Considering cognitive, psychomotor and affective domain appropriate method as per column G3, appropriate method should be adopted.

(Refer above explanation of Formative assessment in G3 column)

Formative assessment should be frequent activity after teaching.

Records should be kept and cumulative marks should be forwarded to university as per table

Formative assessment is defined by two terms, Periodic Assessment and term test.

Periodic Assessment and Term Test - In table 6 C method for calculation of internal assessment marks is explained. Various periodic assessment methods are explained in the table 6 D.

### 6 C - Calculation Method for Internal assessment Marks (15 Marks)

For Sanskrit and Samhita Adhyayan I

TERM	PERIODICAL ASSESSMENT*					TERM TEST**	TERM ASSESSMENT	
	A	B	C	D	E	F	G	H
	1 (15 Marks)	2 (15 Marks)	3 (15 Marks)	Average (A+B+C/3)	Converted to 15 Marks (D/15*15)	Term Test (Marks converted to 15) (15 Marks)	Sub Total /30 Marks	Term Assessment (.../15)
FIRST							E+F	(E+F)/2
SECOND							E+F	(E+F)/2
THIRD						NIL		E
<b>Final IA</b>	Average of Three Term Assessment Marks as Shown in 'H' Column.							
	Maximum Marks in Parentheses *Select an Evaluation Method which is appropriate for the objectives of Topics from the Table 6 D for Periodic assessment. Conduct 15 marks assessment and enter marks in A, B, and C. ** Conduct Theory (100 Marks) (MCQ(20*1 Marks), SAQ(8*5), LAQ(4*10)) and Practical (100 Marks) Then convert total to 15 marks.							

OR

### 6 C - Calculation Method for Internal assessment Marks (30 Marks)

For Kriya Sharir, Rachana Sharir and Padartha Vijnana

TERM	PERIODICAL ASSESSMENT*					TERM TEST**	TERM ASSESSMENT	
	A	B	C	D	E	F	G	H
	1 (15 Marks)	2 (15 Marks)	3 (15 Marks)	Average (A+B+C/3)	Converted to 30 Marks (D/15*30)	Term Test (Marks converted to 30)	Sub Total /60 Marks	Term Assessment (.../30)
FIRST							E+F	(E+F)/2
SECOND							E+F	(E+F)/2
THIRD						NIL		E
<b>Final IA</b>	Average of Three Term Assessment Marks as Shown in 'H' Column.							
	Maximum Marks in Parentheses							

<p>*Select an Evaluation Method which is appropriate for the objectives of Topics from the Table 6 D for Periodic assessment. Conduct 15 marks assessment and enter marks in A, B, and C.</p> <p>** Conduct Theory (100 Marks)(MCQ(20*1 Marks), SAQ(8*5), LAQ(4*10)) and Practical (100 Marks)</p> <p>Then convert to 30 marks.</p>
---

### 6 D - Evaluation Methods for Periodical Assessment

S. No.	Evaluation Methods
1.	Activities Indicated in Table 3 - Column G3 as per Indicated I, II or III term in column I3.

A detailed list of periodic assessment is given in this table. Chose one activities Indicated in Table 3 - Column G3 as per Indicated I, II or III term in column I3 or any other as per objectives from this table. Conduct periodic test for 15 marks.

### 6 E Question Paper Pattern

#### I PROFESSIONAL BAMS EXAMINATIONS

AyuUG - .....

#### PAPER-I

Time: 3 Hours      Maximum Marks: 100

INSTRUCTIONS: All questions compulsory

		Number of Questions	Marks per question	Total Marks
Q 1	MULTIPLE CHOICE QUESTIONS (MCQ)	20	1	20
Q 2	SHORT ANSWER QUESTIONS (SAQ)	8	5	40
Q 3	LONG ANSWER QUESTIONS (LAQ)	4	10	40
				100

Similar for Paper II (If applicable).

### 6 F Distribution of theory examination

				D Type of Questions "Yes" can be asked. "No" should not be asked.		
A List of Topics	B Term	C Marks		MCQ (1 Mark)	SAQ (5 Marks)	LAQ (10 Marks)

Question paper Blue print is indicated as per Term, maximum marks allotted to topic and type of Questions.

A indicate List and name of topic and subtopic

B indicate Term

C indicate maximum marks allotted for topic or group of Topics.

D Distribution of type of question MCQ, SAQ, LAQ to be asked. "Yes" indicate can be asked. "No" indicate should not be asked.

## 6 G Blue print of paper I & II

A Question Sr. No	B Type of Question	C Question Paper Format
Q1	Multiple choice Questions (MCQ)  20 Questions  1 mark each  All compulsory	1. Topic number 2. Topic number 3. Topic number 4. Topic number 5. Topic number 6. Topic number 7. Topic number 8. Topic number 9. Topic number 10. Topic number 11. Topic number 12. Topic number 13. Topic number 14. Topic number 15. Topic number 16. Topic number 17. Topic number 18. Topic number 19. Topic number 20. Topic number
Q2	Short answer Questions (SAQ) Eight Questions 5 Marks Each All compulsory	1. Topic number / Topic number 2. Topic number / Topic number 3. Topic number / Topic number 4. Topic number / Topic number 5. Topic number / Topic number 6. Topic number / Topic number 7. Topic number / Topic number
Q3	Long answer Questions (LAQ) Four Questions 10 marks each All compulsory	1. Topic number / Topic number 2. Topic number / Topic number 3. Topic number / Topic number 4. Topic number / Topic number

6 G - Blue printing of paper: - Based on 6 F should be used for framing question paper.

A indicates Sr No question

B indicates Type of Questions.

C indicates Topic number from which question is to be framed.

All questions should be compulsory.

For Q 1 MCQ 20 questions to be framed based on the topics indicated in column C. Must to know part 15 MCQ, Desirable to know 3 MCQ, Nice to know 2 MCQs.

For Q 2 SAQ 8 questions to be framed based on the topics indicated in column C. 7 Questions from Must to know 1 Question on Desirable to know and no Questions on Nice to know

For LAQ 4 questions to be framed based on the topics indicated in column C All questions on must know. No Questions on Nice to know and Desirable to know.

Structured Questions should be asked for LAQ. A clear demarcation of the should be given.

A balance of question assessing Knowledge, Comprehension, Application and Analysis should be maintained.

### 6 H Distribution of Practical Exam

SN	Heads	Marks
1	Practical (Total Marks 100)	
	Heading 1	
	Heading 2	
	Heading 3	
	Heading 4	
2	Viva Voce	
3	Internal	
4	Electives (if applicable)	
	Total Marks	

6 H indicates Marks Distribution as per various heads, Practical, Viva, Internal assessment marks(LA) and Electives (If Applicable).

7. References books/ Resources

Book and Resources are given.

### Implementation

- Select a topic as per term
- Read the objectives
- Think of Domain
- Decide lecture plan and prepare material A/V aids(PPT, Charts etc)
- Decide non lecture activities to be conducted. Prepare resources (Case, problem etc)

- Decide assessment method (formative) and prepare material if required (e.g. Quiz, puzzle, etc)
- Make lesson plan. (Template next page)
- Conduct session/practical

### LESSON PLAN TEMPLATE

List of Learning Resources : (Textbook, e – resources, other)  
Referenced according to Vancouver style

Name of College:			
Name of Department (s)			
Name of Course		Academic Year	Batch –
Learning Objectives:			
Instructional Method (Circle as appropriate) - Lecture /Seminar /Tutorial / Bedside Clinic / OPD Session / Community Visit / Hospital visit, any of			
Duration - LH-		NLH	
Time	Activity Description	Resources/ A-V Aids	Assessment Method / s

प्राणाभिसरः प्राणायतनानाम्

**True Copy**  
*[Signature]*  
Principal  
M. A. M's, Sumatibhal Shah  
Ayurved Mahavidyalaya,  
Hadapsar, Pune- 411 028

## **Contributions:**

### **Curriculum reforms committee by CCIM.**

- **Vaidya Jayant Deopujari,**  
Chairman BOG, Pratap Nagar, Nagpur, Maharashtra-440010.
- **Prof. Tanuja Manoj Nesari,** (Syllabus committee coordinator)  
Director, All India Institute of Ayurveda, Sarita Vihar, New Delhi.
- **Prof. Sanjeev Sharma,** (Syllabus committee coordinator)  
Director, National Institute of Ayurveda, Jaipur, Rajasthan.
- **Vaidya Vinod Kumar T.G. Nair,** 86, Nirjhari, PTP Nagar, Thiruvananthapuram-695038, Kerala.
- **Vaidya Rakesh Pandit,** Shiv Nagar, MEHLI, Shimla-171013, Himachal Pradesh.
- **Prof. Haridra Dave,** Professor, J.S. Ayurved Mahavidyalaya, Nadiad, Gujarat.
- **Prof. Kamlesh Kumar Dwivedi,** Samne Ghat, Lanka, Varanasi –221005, U.P.
- **Prof. Asim Ali Khan,** D-194, Abul Fazal Enclave, Jamia Nagar, New Delhi-110025.
- **Prof. Mohammed Abdul Waheed,** Tilak Nagar Amber Pet Road, Hyderabad-500013, Telangana.
- **Prof. R. Meena Kumari,** Arumbakkam, Chennai-600106, Tamil Nadu.

### **Mentors for Health Sciences Education Technology and Online Training.**

- **Dr Payal Bansal,** Director, CPE and Faculty Development, Dr.D.Y.Patil Vidyapeeth, Pune
- **Dr Nirmala Rege,** Professor Seth GS Medical college and KEM Hospital Mumbai
- **Dr Mohan R Joshi,** Tilak Ayurved Mahavidyalaya, Pune



### Committee AyUG SN Sanskrit

1. **Ramadas P V**, (Chairman) Professor Sanskrit, Amrita school of Ayurveda, Kollam, Kerala
2. **Dr. Vilobh Bharatiya**, (Co-ordinator) Assi Professor Sanskrit, Vidarbh Ayurved College, Amaravati
3. **Dr. S. Venugopalan**, Professor, SCSVMV, Enathur, Kanchipuram
4. **Sanjeeva Krishna Hegade**, Reader, Sushrutha Ayurvedic Medical College & Hospital, Bangalore
5. **Sambhu Potty V**, Asst. Professor in Sanskrit, Govt. Ayu College, Tripunithura, Ernakulam, Kerala
6. **Dr. V Kalpana**, Asst. Prof. Sanskrit, S.V. Ayurvedic College, T.T.D., Tirupati
7. **Dr. Devan. E. M**, Assistant professor, Government Sanskrit college, Thiruvananthapuram, Kerala
8. **Prof. Parameshwar G Bhat**, N K Jabshetty Ayurveda college & P G centre, Bidar. Karnataka
9. **Dr. Lekshmi.M.S**, PG Scholar, Govt. Ayurved College, Thiru
10. **Vysakh S**, PG Scholar, KVG Ayurvedic Medical College and Hospital,
11. **Dr. Madhura Kulkarni**, (Facilitators) Assi. Professor Sanskrit, Tilak Ayurved Mahavidyalaya, Pune
12. **Dr. Nilesh Kulkarni**, (Facilitators) Sumatibai Shah Ayurved Mahavidyalaya, Hadapsar, Pune

### Subject code - AyUG PV Padartha Vidnyana and AyUG -SNAI Ayurved Itihas

1. **Vd. Kirathamoorthy. P P**, (Chairman) Professor, VPSV AVC, Kottakkal
2. **Dr. Anand Katti**, (Co-ordinator) Asso. Professor, Govt. Ayurveda Medical college, Bengaluru
3. **Dr. Mohan R. Joshi**, Professor, Tilak Ayurved Mahavidyalaya, Pune
4. **Dr. Raja Rajeshwari**, Professor, SDM College of Ayurveda and Hospital, Hassan
5. **Vd. Dipali Shukla**, Associate Professor, Govt. Akhandanand Ayurved College, Ahmedabad
6. **Vd. Pankaj Pathak**, Associate Professor, All India Institute of Ayurveda, New Delhi
7. **Dr. Nagaraj Naik Chavhan**, Assi. Professor, SDMAMCH, Gadag
8. **Vd. Pratik Mehta**, PG Scholar, Tilak Ayurved Mahavidyalaya, Pune
9. **Vd. Preetpal Singh**, PG Scholar, IPGT & RA, Jamnagar
10. **Dr. Madhumati Nawkar**, (Facilitators) Asso. Professor, R T Ayurved Mahavidyalaya, Akola
11. **Dr. Manojkumar Chaudhari**, (Facilitators) Assi. Professor, Ashtang Ay. Mahavidyalaya, Pune

### Subject code - AyUG KS Kriya Sharir

1. **Dr Kalpana Sathe**, (Chairman) Professor, Sumatibhai Shah Ayurved Mahavidyalaya, Pune
2. **Dr Devendra Khurana**, (Co-ordinator) Principal, Shri Krishna Rajkiya AM, Kurukshetra.
3. **Dr Kavita Indapurkar**, Professor, Bharati Vidyapeeth Deemed University Ayurved college, Pune
4. **Dr Deepa Kale**, Asst. Professor.
5. **Dr. Puja Sharma**, Asst. Professor, Shiva Ayurved Medical College, Bilaspur, Himachal Pradesh
6. **Dr Kishorilal Sharma**, Asso. Professor, Madan Mohan Malviya Rajakiya AM, Udaypur, Rajasthan.

7. **Dr Prem Chand Mangal**, Professor, Shri Krishna Rajkiya AM, Kurukshetra Hariyana
8. **Dr. Vipin Pandey**, PG Scholar,
9. **Dr. Sayalee S. Videkar**, PG Scholar, R.A. Podar Medical Ayurved College, Mumbai
10. **Dr Kiran Tawalare**(Facilitators), Asst. Professor, Shri Ayurved College, Nagpur, Maharashtra
11. **Dr. Kishor Patwardhan**, (Facilitators), Professor, BHU, Varanasi

**Subject code - AyUG RS Rachana Sharir**

1. **Dr. M. Dinkar Sarma**(Chairperson), Professor, H. No: 12-6-2/248, Vivek Nagar, Ku
2. **Dr. Sunil Kumar Yadav**(Coordinator), Professor, National Institute of Ayurveda, Jaipur
3. **Dr. Saroj Vinay Patil**, Professor, Tilak Ayurved Mahavidyalaya, Pune
4. **Dr. Pranab Jyoti Vashya**, Professor, Government Ayurvedic College, Jalu
5. **Dr. Kameshwar Nath Singh**, Professor, Faculty of Ayurveda Institute of Medicine
6. **Dr. Satish Vats**, Professor, Shri Krishna Rajkiya Ayurved Mahavidyalaya, Kurukshetra Hariyana
7. **Dr. Upender Nath Sharma**, Associate Professor, Ayurvedic College Hospital, Paprola
8. **Dr.B.G. Kulkarni**, Professor, Parul Institute of Ayurved, PO. Limda, Ta. Waghodla, Vadodara
9. **Dr.Amit Kumar Sharma**, Professor, Ayurved & Unani Tibbia College, Karol Bagh , Delhi
10. **Dr.Isha Harshwani**, Ph.D. Scholar, National Institute of Ayurveda, Jaipur.
11. **Dr. Simi C P**, PG Scholar, SDM College of Ayurveda and Hospital, Hassan
12. **Dr Priti Desai**,(Facilitators)Professor, MGACH&RC, Wardha. Maharashtra
13. **Dr Gaurav Sawarkar**(Facilitators)Associate Professor, MGACH&RC, Wardha. Maharashtra

**Subject code - AyUG SA – I Samhita Adhyayana – I**

1. **Prof. A S Baghel** (Chairman), Professor, I.P.G.T & R.A, Jamnagar, Gujrat
2. **Dr.Vasudeva A Chate** (Co-ordinator), Asso. Professor, GAMC&H, Mysore
3. **Dr.Shreevathsa**, Professor, Govt. Ayurveda Medical College, Mysore
4. **Dr.S. Swaminathan**, Professor, Sri Jayendra Saraswathi Ayurveda College, Chennai
5. **Dr.Ritesh Gujarati**, Associate Professor, GJP-IASR, Anand, Gujrat
6. **Dr. Abhijit Saraf**, Asso. Professor, Saptashringi Ayurved Mahavidyalaya & Hospital, Nashik
7. **Dr. Jayalakshmy T R**, Assi. Professor, Ashtamgam Ayurveda Chikisalyam, Palakkad
8. **Dr.Sharad Kumar M**, PG Student, SDM college of Ayurveda, Hassan
9. **Dr. Sarvesh Sharma**, PG Scholar, R.A. Podar Ayurved Medical College, Mumbai
10. **Dr Priya Naik** (Facilitator), Assistant Professor, R. A. Podar Ayurved Mahavidyalaya, Mumbai
11. **Dr.Vaishali Mali**, (Facilitator), Assi Professor, Ch. Bramh Prakash Ayu. Charak Sansthan, Delhi



## Curriculum Committee

**Vaidya Jayant Deopujari,**  
Chairman,  
NATIONAL COMMISSION FOR INDIAN SYSTEM OF MEDICINE  
NEW DELHI-110058

**Dr BS Prasad**  
President,  
BOARD OF AYURVEDA  
NATIONAL COMMISSION FOR INDIAN SYSTEM OF MEDICINE  
NEW DELHI-110058

<b>Coordinator, Curriculum committee</b>	<b>Dr Mohan R Joshi,</b> Tilak Ayurved Mahavidyalaya, Pune
<b>Subject Coordinators- I BAMS</b>	
<b>Sanskrit</b>	<b>Dr. Madhura Kulkarni,</b> Assistant Professor Sanskrit, Tilak Ayurved Mahavidyalaya, Pune
<b>Padartha Vijnana</b>	<b>Dr. Madhumati Nawkar,</b> Assistant Professor, R.T Ayurved Mahavidyalaya, Akola
<b>Kriya Sharira</b>	<b>Dr Kiran Tawale,</b> Assistant Professor, Shri Ayurved College, Nagpur, Maharashtra
<b>Rachana Sharira</b>	<b>Dr. Gaurav Sawarkar,</b> Associate Professor, Mahatma Gandhi Ayurved College Hospital & Research Centre, Wardha, Maharashtra.
<b>Samhita Adhyayan 1</b>	<b>Dr. Vaishali Mali,</b> Assistant Professor, Ch. Bramh Prakash Ayurved Charak Sansthan, Khera Dabar, New Delhi

**True Copy**

**Principal**  
**M. A. M's, Sumatibhai Shah**  
**Ayurved Mahavidyalaya,**  
**Hadapsar, Pune- 411 028**

## SANSKRITAM EVAM AYURVED ITHIHAS

(SUBJECT CODE-AyUG-SN & AD)

### SANSKRIT AND HISTORY OF AYURVEDA

(Applicable from 2021-22 batch onwards for 5 years or until further notification by NCISM, whichever is earlier)



**Sanskritam**

**PADARTHA VIJANAM**  
(SUBJECT CODE- AyUG-PV)  
**FUNDAMENTAL PRINCIPLES OF AYURVEDA AND QUANTUM MECHANICS**  
(Applicable from 2021-22 batch onwards for 5 years or until  
further notification by NCISM, whichever is earlier)



**Padartha**

**True Copy**

**Principal**  
**M. A. M's, Sumatibhai Shah**  
**Ayurved Mahavidyalaya,**  
**Hadapsar, Pune- 411 028**

**KRIYA SHARIRA**  
**(SUBJECT CODE- AyUG-KS)**  
**HUMAN PHYSIOLOGY**

(Applicable from 2021-22 batch onwards for 5 years or until further notification by NCISM, whichever is earlier)



**Kriya**

## RACHANA SHARIRA

(SUBJECT CODE- AyUG-RS)

## HUMAN ANATOMY

(Applicable from 2021-22 batch onwards for 5 years or until further notification by NCISM, whichever is earlier)



Rachana

True Copy

*Principal*

Principal  
M. A. M's, Sumatibhai Shah  
Ayurveda Mahavidyalaya,  
Hadapsar, Pune- 411 028

# SAMHITA ADHYAYAN-1

(SUBJECT CODE- AyUG-SA1)

## STUDY OF AYURVEDA CLASSICAL TEXT

(Applicable from 2021-22 batch onwards for 5 years or until further notification by NCISM, whichever is earlier)



Samhita

Principal  
Dr. A. S. Kulkarni  
Ayurveda Department  
K. J. Somaiya Institute of  
Postgraduate Studies  
Vandriwadi, Kurla - 400 024



**USER MANUAL  
FOR  
SECOND PROFESSIONAL BAMS CURRICULUM**

शास्त्रं ज्योतिः प्रकाशार्थं कथं न वादिसालिनम् ।

(Applicable from 2021-22 batch, from the academic year 2023-24 onwards for 5 years or until further notification by NCISM, whichever is earlier)



॥ आयुषे सर्वलोकानाम् ॥

॥ ज्ञाने सर्वलोकानाम् ॥

**BOARD OF AYURVEDA  
NATIONAL COMMISSION FOR INDIAN SYSTEM OF MEDICINE  
NEW DELHI-110058**



User Manual || BAMS

**True Copy**

**Principal  
M. A. M's, Sumatibhai Shah  
Ayurved Mahavidyalaya,  
Hadapsar, Pune- 411 028**

## National Commission for Indian System of Medicine

The National Commission for Indian System of Medicine is the statutory body constituted under NCISM Act, 2020 vide gazette notification extraordinary part (ii) section (i) dated 21.09.2020.

An Act..

- to provide for a medical education system that improves access to quality and affordable medical education, ensures availability of adequate and high quality medical professionals of Indian System of Medicine in all parts of the country;
- that promotes equitable and universal healthcare that encourages community health perspective and makes services of such medical professionals accessible and affordable to all the citizens;
- that promotes national health goals;
- that encourages such medical professionals to adopt latest medical research in their work and to contribute to research;
- that has an objective periodic and transparent assessment of medical institutions and facilitates maintenance of a medical register of Indian System of Medicine.
- for India and enforces high ethical standards in all aspects of medical services;
- that is flexible to adapt to the changing needs and has an effective grievance redressal mechanism and for matters connected therewith or incidental thereto

True Copy

Principal

M. A. M's, Smt. Anandai Shah  
Ayurvedi Mahavidyalaya,  
Hadapsar, Pune- 411 028

वैद्य जयन्त देवपुजारी  
अध्यक्ष  
VAIDYA JAYANT DEOPUJARI  
Chairman



भारतीय चिकित्सा पद्धति राष्ट्रीय आयोग  
आयुर्वेद मंत्रालय, भारत सरकार  
National Commission for Indian System of Medicine  
Ministry of Ayush, Govt. of India

Ref No. 20/04/2021-NCISM

Dated- 09/08/2023

## FOREWARD

Ayurveda is eternal because it always remained contemporary. Ayurveda taught us to live by the present time. Ayurveda in general & Ayurveda education in particular witnessed many changes right from its terrestrial form to small gurukulas to big universities like Nalanda, Takshashila to again decentralized small gurukulas after the destruction of these universities. During colonial rule it was again shifted to Sanskrit colleges & again after independence, since 1970, in the present form of university & college education.

Ayurveda education also have a long history of change in curriculum. Vagbhata was the first who changed the curriculum by changing the sequence of the Sthanas & now we are in the era of competency-based curriculum. This will again change in future with horizontal model of teaching. We must keep ourselves ready to be attuned with the time & the subsequent change.

The present syllabus structure is student centric. There is an emphasis on activity-based learning. It is designed to improve the competency level of our students. The enormous efforts taken by the syllabus framing committee are clearly visible in this document. I congratulate the team for the same.

On behalf of the commission I request all faculties to give a serious reading to this document, discuss with your colleagues, understand the contents & implement for the benefit of your students. No need to mention here, your feedbacks are very much valuable for us.

  
Vaidya Jayant Deopujari

कार्यालय: 61-65, इण्डियन बिल्डिंग, मन्मथपुरी, डी-ब्लॉक नई दिल्ली - 110058 / Office: 61-65, Institutional Area, Janakpuri, D Block, New Delhi - 110058

दूरभाष: 011-26104300, 26104301, 26104302, 26104303, 26104304, 26104305, 26104306, 26104307, 26104308, 26104309, 26104310, 26104311, 26104312, 26104313, 26104314, 26104315, 26104316, 26104317, 26104318, 26104319, 26104320, 26104321, 26104322, 26104323, 26104324, 26104325, 26104326, 26104327, 26104328, 26104329, 26104330, 26104331, 26104332, 26104333, 26104334, 26104335, 26104336, 26104337, 26104338, 26104339, 26104340, 26104341, 26104342, 26104343, 26104344, 26104345, 26104346, 26104347, 26104348, 26104349, 26104350, 26104351, 26104352, 26104353, 26104354, 26104355, 26104356, 26104357, 26104358, 26104359, 26104360, 26104361, 26104362, 26104363, 26104364, 26104365, 26104366, 26104367, 26104368, 26104369, 26104370, 26104371, 26104372, 26104373, 26104374, 26104375, 26104376, 26104377, 26104378, 26104379, 26104380, 26104381, 26104382, 26104383, 26104384, 26104385, 26104386, 26104387, 26104388, 26104389, 26104390, 26104391, 26104392, 26104393, 26104394, 26104395, 26104396, 26104397, 26104398, 26104399, 26104400, 26104401, 26104402, 26104403, 26104404, 26104405, 26104406, 26104407, 26104408, 26104409, 26104410, 26104411, 26104412, 26104413, 26104414, 26104415, 26104416, 26104417, 26104418, 26104419, 26104420, 26104421, 26104422, 26104423, 26104424, 26104425, 26104426, 26104427, 26104428, 26104429, 26104430, 26104431, 26104432, 26104433, 26104434, 26104435, 26104436, 26104437, 26104438, 26104439, 26104440, 26104441, 26104442, 26104443, 26104444, 26104445, 26104446, 26104447, 26104448, 26104449, 26104450, 26104451, 26104452, 26104453, 26104454, 26104455, 26104456, 26104457, 26104458, 26104459, 26104460, 26104461, 26104462, 26104463, 26104464, 26104465, 26104466, 26104467, 26104468, 26104469, 26104470, 26104471, 26104472, 26104473, 26104474, 26104475, 26104476, 26104477, 26104478, 26104479, 26104480, 26104481, 26104482, 26104483, 26104484, 26104485, 26104486, 26104487, 26104488, 26104489, 26104490, 26104491, 26104492, 26104493, 26104494, 26104495, 26104496, 26104497, 26104498, 26104499, 26104500, 26104501, 26104502, 26104503, 26104504, 26104505, 26104506, 26104507, 26104508, 26104509, 26104510, 26104511, 26104512, 26104513, 26104514, 26104515, 26104516, 26104517, 26104518, 26104519, 26104520, 26104521, 26104522, 26104523, 26104524, 26104525, 26104526, 26104527, 26104528, 26104529, 26104530, 26104531, 26104532, 26104533, 26104534, 26104535, 26104536, 26104537, 26104538, 26104539, 26104540, 26104541, 26104542, 26104543, 26104544, 26104545, 26104546, 26104547, 26104548, 26104549, 26104550, 26104551, 26104552, 26104553, 26104554, 26104555, 26104556, 26104557, 26104558, 26104559, 26104560, 26104561, 26104562, 26104563, 26104564, 26104565, 26104566, 26104567, 26104568, 26104569, 26104570, 26104571, 26104572, 26104573, 26104574, 26104575, 26104576, 26104577, 26104578, 26104579, 26104580, 26104581, 26104582, 26104583, 26104584, 26104585, 26104586, 26104587, 26104588, 26104589, 26104590, 26104591, 26104592, 26104593, 26104594, 26104595, 26104596, 26104597, 26104598, 26104599, 26104600, 26104601, 26104602, 26104603, 26104604, 26104605, 26104606, 26104607, 26104608, 26104609, 26104610, 26104611, 26104612, 26104613, 26104614, 26104615, 26104616, 26104617, 26104618, 26104619, 26104620, 26104621, 26104622, 26104623, 26104624, 26104625, 26104626, 26104627, 26104628, 26104629, 26104630, 26104631, 26104632, 26104633, 26104634, 26104635, 26104636, 26104637, 26104638, 26104639, 26104640, 26104641, 26104642, 26104643, 26104644, 26104645, 26104646, 26104647, 26104648, 26104649, 26104650, 26104651, 26104652, 26104653, 26104654, 26104655, 26104656, 26104657, 26104658, 26104659, 26104660, 26104661, 26104662, 26104663, 26104664, 26104665, 26104666, 26104667, 26104668, 26104669, 26104670, 26104671, 26104672, 26104673, 26104674, 26104675, 26104676, 26104677, 26104678, 26104679, 26104680, 26104681, 26104682, 26104683, 26104684, 26104685, 26104686, 26104687, 26104688, 26104689, 26104690, 26104691, 26104692, 26104693, 26104694, 26104695, 26104696, 26104697, 26104698, 26104699, 26104700, 26104701, 26104702, 26104703, 26104704, 26104705, 26104706, 26104707, 26104708, 26104709, 26104710, 26104711, 26104712, 26104713, 26104714, 26104715, 26104716, 26104717, 26104718, 26104719, 26104720, 26104721, 26104722, 26104723, 26104724, 26104725, 26104726, 26104727, 26104728, 26104729, 26104730, 26104731, 26104732, 26104733, 26104734, 26104735, 26104736, 26104737, 26104738, 26104739, 26104740, 26104741, 26104742, 26104743, 26104744, 26104745, 26104746, 26104747, 26104748, 26104749, 26104750, 26104751, 26104752, 26104753, 26104754, 26104755, 26104756, 26104757, 26104758, 26104759, 26104760, 26104761, 26104762, 26104763, 26104764, 26104765, 26104766, 26104767, 26104768, 26104769, 26104770, 26104771, 26104772, 26104773, 26104774, 26104775, 26104776, 26104777, 26104778, 26104779, 26104780, 26104781, 26104782, 26104783, 26104784, 26104785, 26104786, 26104787, 26104788, 26104789, 26104790, 26104791, 26104792, 26104793, 26104794, 26104795, 26104796, 26104797, 26104798, 26104799, 26104800, 26104801, 26104802, 26104803, 26104804, 26104805, 26104806, 26104807, 26104808, 26104809, 26104810, 26104811, 26104812, 26104813, 26104814, 26104815, 26104816, 26104817, 26104818, 26104819, 26104820, 26104821, 26104822, 26104823, 26104824, 26104825, 26104826, 26104827, 26104828, 26104829, 26104830, 26104831, 26104832, 26104833, 26104834, 26104835, 26104836, 26104837, 26104838, 26104839, 26104840, 26104841, 26104842, 26104843, 26104844, 26104845, 26104846, 26104847, 26104848, 26104849, 26104850, 26104851, 26104852, 26104853, 26104854, 26104855, 26104856, 26104857, 26104858, 26104859, 26104860, 26104861, 26104862, 26104863, 26104864, 26104865, 26104866, 26104867, 26104868, 26104869, 26104870, 26104871, 26104872, 26104873, 26104874, 26104875, 26104876, 26104877, 26104878, 26104879, 26104880, 26104881, 26104882, 26104883, 26104884, 26104885, 26104886, 26104887, 26104888, 26104889, 26104890, 26104891, 26104892, 26104893, 26104894, 26104895, 26104896, 26104897, 26104898, 26104899, 26104900, 26104901, 26104902, 26104903, 26104904, 26104905, 26104906, 26104907, 26104908, 26104909, 26104910, 26104911, 26104912, 26104913, 26104914, 26104915, 26104916, 26104917, 26104918, 26104919, 26104920, 26104921, 26104922, 26104923, 26104924, 26104925, 26104926, 26104927, 26104928, 26104929, 26104930, 26104931, 26104932, 26104933, 26104934, 26104935, 26104936, 26104937, 26104938, 26104939, 26104940, 26104941, 26104942, 26104943, 26104944, 26104945, 26104946, 26104947, 26104948, 26104949, 26104950, 26104951, 26104952, 26104953, 26104954, 26104955, 26104956, 26104957, 26104958, 26104959, 26104960, 26104961, 26104962, 26104963, 26104964, 26104965, 26104966, 26104967, 26104968, 26104969, 26104970, 26104971, 26104972, 26104973, 26104974, 26104975, 26104976, 26104977, 26104978, 26104979, 26104980, 26104981, 26104982, 26104983, 26104984, 26104985, 26104986, 26104987, 26104988, 26104989, 26104990, 26104991, 26104992, 26104993, 26104994, 26104995, 26104996, 26104997, 26104998, 26104999, 26105000, 26105001, 26105002, 26105003, 26105004, 26105005, 26105006, 26105007, 26105008, 26105009, 26105010, 26105011, 26105012, 26105013, 26105014, 26105015, 26105016, 26105017, 26105018, 26105019, 26105020, 26105021, 26105022, 26105023, 26105024, 26105025, 26105026, 26105027, 26105028, 26105029, 26105030, 26105031, 26105032, 26105033, 26105034, 26105035, 26105036, 26105037, 26105038, 26105039, 26105040, 26105041, 26105042, 26105043, 26105044, 26105045, 26105046, 26105047, 26105048, 26105049, 26105050, 26105051, 26105052, 26105053, 26105054, 26105055, 26105056, 26105057, 26105058, 26105059, 26105060, 26105061, 26105062, 26105063, 26105064, 26105065, 26105066, 26105067, 26105068, 26105069, 26105070, 26105071, 26105072, 26105073, 26105074, 26105075, 26105076, 26105077, 26105078, 26105079, 26105080, 26105081, 26105082, 26105083, 26105084, 26105085, 26105086, 26105087, 26105088, 26105089, 26105090, 26105091, 26105092, 26105093, 26105094, 26105095, 26105096, 26105097, 26105098, 26105099, 26105100, 26105101, 26105102, 26105103, 26105104, 26105105, 26105106, 26105107, 26105108, 26105109, 26105110, 26105111, 26105112, 26105113, 26105114, 26105115, 26105116, 26105117, 26105118, 26105119, 26105120, 26105121, 26105122, 26105123, 26105124, 26105125, 26105126, 26105127, 26105128, 26105129, 26105130, 26105131, 26105132, 26105133, 26105134, 26105135, 26105136, 26105137, 26105138, 26105139, 26105140, 26105141, 26105142, 26105143, 26105144, 26105145, 26105146, 26105147, 26105148, 26105149, 26105150, 26105151, 26105152, 26105153, 26105154, 26105155, 26105156, 26105157, 26105158, 26105159, 26105160, 26105161, 26105162, 26105163, 26105164, 26105165, 26105166, 26105167, 26105168, 26105169, 26105170, 26105171, 26105172, 26105173, 26105174, 26105175, 26105176, 26105177, 26105178, 26105179, 26105180, 26105181, 26105182, 26105183, 26105184, 26105185, 26105186, 26105187, 26105188, 26105189, 26105190, 26105191, 26105192, 26105193, 26105194, 26105195, 26105196, 26105197, 26105198, 26105199, 26105200, 26105201, 26105202, 26105203, 26105204, 26105205, 26105206, 26105207, 26105208, 26105209, 26105210, 26105211, 26105212, 26105213, 26105214, 26105215, 26105216, 26105217, 26105218, 26105219, 26105220, 26105221, 26105222, 26105223, 26105224, 26105225, 26105226, 26105227, 26105228, 26105229, 26105230, 26105231, 26105232, 26105233, 26105234, 26105235, 26105236, 26105237, 26105238, 26105239, 26105240, 26105241, 26105242, 26105243, 26105244, 26105245, 26105246, 26105247, 26105248, 26105249, 26105250, 26105251, 26105252, 26105253, 26105254, 26105255, 26105256, 26105257, 26105258, 26105259, 26105260, 26105261, 26105262, 26105263, 26105264, 26105265, 26105266, 26105267, 26105268, 26105269, 26105270, 26105271, 26105272, 26105273, 26105274, 26105275, 26105276, 26105277, 26105278, 26105279, 26105280, 26105281, 26105282, 26105283, 26105284, 26105285, 26105286, 26105287, 26105288, 26105289, 26105290, 26105291, 26105292, 26105293, 26105294, 26105295, 26105296, 26105297, 26105298, 26105299, 26105300, 26105301, 26105302, 26105303, 26105304, 26105305, 26105306, 26105307, 26105308, 26105309, 26105310, 26105311, 26105312, 26105313, 26105314, 26105315, 26105316, 26105317, 26105318, 26105319, 26105320, 26105321, 26105322, 26105323, 26105324, 26105325, 26105326, 26105327, 26105328, 26105329, 26105330, 26105331, 26105332, 26105333, 26105334, 26105335, 26105336, 26105337, 26105338, 26105339, 26105340, 26105341, 26105342, 26105343, 26105344, 26105345, 26105346, 26105347, 26105348, 26105349, 26105350, 26105351, 26105352, 26105353, 26105354, 26105355, 26105356, 26105357, 26105358, 26105359, 26105360, 26105361, 26105362, 26105363, 26105364, 26105365, 26105366, 26105367, 26105368, 26105369, 26105370, 26105371, 26105372, 26105373, 26105374, 26105375, 26105376, 26105377, 26105378, 26105379, 26105380, 26105381, 26105382, 26105383, 26105384, 26105385, 26105386, 26105387, 26105388, 26105389, 26105390, 26105391, 26105392, 26105393, 26105394, 26105395, 26105396, 26105397, 26105398, 26105399, 26105400, 26105401, 26105402, 26105403, 26105404, 26105405, 26105406, 26105407, 26105408, 26105409, 26105410, 26105411, 26105412, 26105413, 26105414, 26105415, 26105416, 26105417, 26105418, 26105419, 26105420, 26105421, 26105422, 26105423, 26105424, 26105425, 26105426, 26105427, 26105428, 26105429, 26105430, 26105431, 26105432, 26105433, 26105434, 261

डॉ. श्रीनिवास प्रसाद बूडूरु  
अध्यक्ष, आयुर्वेद बोर्ड  
Dr. Sreenivasa Prasad Buduru  
President, Board of Ayurveda



भारतीय चिकित्सा पद्धति राष्ट्रीय आयोग  
आयुर्वेद मंत्रालय, भारत सरकार  
National Commission for Indian System of Medicine  
Ministry of Ayush, Govt. of India

D.O. No. 9-E/President.BOA/2023

Dated.-09.08.2023

## "FOREWORD"

NCISM since its establishment (11<sup>th</sup> June 2021) marching ahead to bring revolutionary changes that are appropriate to the present context and the future. For valuable inputs stakeholders' consultation in the form of survey, thought experiment as well as meetings were conducted. By all means, NCISM started working by aiming at 2030 and to align with NEP 2020. Accordingly, the MSE-2022 (Minimum Standards of Undergraduate Ayurveda Education Regulations-2022) several initiatives such as reversal of teaching hours of theory and practical from 2:1 to 1:2; introduced concept of non-lecture hours; incorporated advance teaching as well as assessment methods. There is standstill situation concerned to advancement in Ayurveda Science. To update Ayurveda with scientific advancements and to remove the outdated content a mechanism has been developed. For inter-disciplinary approach NCISM introduced online elective courses and for overall development of students sports as well as recreational periods are also specified to add in time table.

Ultimately the syllabus that is used to teach and train the students plays a major role in achieving the objective of the course. The objective of BAMS program is to produce efficient and skilful clinicians. Keeping this in the background and looking at the requirements of 2030 NCISM introduced CBME/ OBME (Competency Based Medical Education/Outcome Based Medical Education). Maximum care has been taken to ensure that the 'Learning Objectives' that are required to become a successful clinician are all included in the syllabus with appropriate weightage in teaching hours as well as in assessment. Second professional subjects being the linking subjects between foundational subjects of first profession and clinical subjects of final profession enough care has been taken care in developing the syllabus of second professional subjects. As indicated by NEP-2020, to ignite 'Critical Thinking' among students of ayurveda project based as well as various activity-based learning are introduced in the syllabus. *Punarika*

True Copy

Principal

M. A. M's. Sureshbhai Shah  
Ayurved Anandvidyalaya,  
Hadapsar, Pune- 411 028.

*Dasha* is one of the major defects in syllabus of Ayurveda subjects which has been taken care in this syllabus and also identified the common areas for integrated teaching between departments.

Assessment is another major issue in education. Conducting objective oriented examination and to maintain uniformity in examining all students is a big challenge. To address both the issues, blue print of the questions and weightage and structure of practical/clinical as well as viva-voce examination also clearly defined in the present syllabus.

My sincere thanks to the members of advisory committee, core committee and chairman and expert members of all subject committees for their valuable inputs and efforts in shaping this syllabus.

I am sure and confident that this syllabus will lay down definite path that will lead into the production of knowledgeable and skilful clinical practitioners of Ayurveda. This is my sincere request to teachers is to understand the objectivity of the subject and to put forth maximum efforts to achieve the same. I also would like to request the heads of the institutions for the preparation of dynamic time tables so that various activities specified in the syllabus may be accommodated and conducted comfortably.

*Jr*  
Dr. B.S. Prasad  
President, Board of Ayurveda  
National Commission for Indian System of Medicine, New Delhi

पता: 61-65, इंदिरा रोड, जवाहर, डी-ब्लॉक नई दिल्ली - 110058 / Office: 61-65, Institutional Area, Jaspur, D-Block, New Delhi - 110058  
☎Phone - 011-26522019, 26525154, 26525464, 26520878, www.ncismeda.org, President.bca@ncismeda.org

**TRUE COPY**

*M.A.M's*  
**PRINCIPAL**

**M.A.M's, Sumatibhai Shah  
Ayurved Mahavidyalaya,  
Hadapsar, Pune-411 028.**

## Prologue

Since 2021-22 admitted batch NCISM had accepted outcome based curriculum.

**Outcome-based curriculum** Outcome-based curriculum is an educational framework that centers around clearly defined learning outcomes or objectives. In this approach, the curriculum is designed and structured based on the desired knowledge, skills, and competencies that students should attain by the end of a course or program. Instead of focusing solely on content delivery, outcome-based curriculum emphasizes the demonstrable results of learning.

The process involves identifying specific learning outcomes, aligning instructional strategies and assessments to these outcomes, and continuously assessing students' progress and achievement. This approach enhances transparency, as both educators and students have a clear understanding of the intended learning goals. Outcome-based curriculum fosters active learning, critical thinking, and practical application of knowledge, better preparing students for real-world challenges. It also allows for continuous improvement by incorporating feedback and adapting the curriculum to meet evolving educational needs.

Outcome-Based Curriculum (OBC) is structured around the alignment of several key elements: General Abilities (GA), Program Learning Outcomes (PLO), and Course Learning Outcomes (CLO). Mapping these elements helps ensure a coherent and effective educational framework.

General Abilities (GA) encompass a set of skills and attributes that students should develop across their academic journey. These abilities often include critical thinking, communication, teamwork, ethical awareness, and more. They represent the overarching qualities that students should possess upon graduation.

Program Learning Outcomes (PLO) are specific statements that articulate what students should achieve by the time they complete a program of study. PLOs reflect the essential knowledge, skills, and competencies relevant to a particular field. They guide the curriculum design by outlining the program's intended outcomes.

Course Learning Outcomes (CLO) are detailed objectives for individual courses within the program. They break down the broader PLOs into specific, measurable

**True Copy**

**Principal**

**M. A. M's, Sumatibhai Shah  
Ayurved Mahavidyalaya,  
Hadapsar, Pune- 411 028.**

statements that define what students should be able to do after completing a particular course.

Mapping involves aligning GA, PLO, and CLO to ensure a seamless progression of learning. It ensures that each course's CLOs contribute to achieving the program's PLOs, and that both are in line with the development of GA. Mapping ensures that the curriculum is coherent, progressive, and that students are consistently building the desired skills and knowledge. This alignment aids in assessment and evaluation, as well as in demonstrating the effectiveness of the educational program in producing graduates with the intended abilities and outcomes.

### Graduate Attributes: -

Ayurved Samhitas explain many attributes of Ayurved Physician. Charak Samhita has explained the Qualities of *Pranabhisar Vaidya*, (Saviour), *Chikitsaprabhrut*, *Vaidyavrutti* and many quotes from almost all chapters of samhita. Sushrut Samhitas has elaborate description of teaching learning process and qualities of Vaidya in many chapters e.g. *Prabhashaneeya*. similarly, *Ashtang sangrah* and *Hridaya* and other samhitas contributed many such quotes.

These are the graduate attributes compiled from samhitas. (A student after completion of the course, should gain these attributes.)

Graduate Attributes (GA) Sanskrit and English Translation	
GA1	स्वस्थातुरयोःकृते हेतुलिङ्गऔषधात्मकस्य त्रिसूत्रात्मकस्य आयुर्वेदस्य ज्ञाता (भवेत्) Ayurveda professional who is well versed with the Trisutra framework i.e. causes (Hetu), symptoms (Linga) and therapeutics (Aushadha) for the maintenance of health and management of disease
GA2	विविधगुरुशास्त्रसेवनादिभिः पर्यवदातता विशुद्ध ज्ञानवता बहुशो दृष्टकर्मता च Erudite scholar of pure knowledge of Ayurveda learnt from various gurus, contemporary disciplines and thorough observation of multiple procedures. (Variety of learning experiences. )
GA3	प्रकृतिवितर्कयुक्तिप्रतिपत्तिविद् (भवेत्) Physician with a rational approach to clinical decision making that is holistic and based on uniqueness of individual (Prakruti).

TRUE COPY

PRINCIPAL

M.A.M's, Subodhpal Shah  
Ayurved Mahavidyalaya,  
Hadapsar, Pune-411 028.

GA4	कर्म कुशल जितहस्ता च (भवेत्) Physician who is dexterous and skilled at performing therapeutic maneuvers.
GA5	विज्ञाता शासिता योक्ता चिकित्साप्रभृतः (प्राणाभिसरः) च (भवेत्) Saviour of lives, who is well equipped with requisite knowledge, leadership attributes and the ability to practice holistic management of diseases.
GA6	दक्षः शुचिः सद्वृत्तशीलः करुणावान च (भूत्वा वर्तेत) Agile, wise, virtuous, ethical and compassionate professional physician.
GA7	सतताध्ययनपरः (भवेत्) Self-directed learner taking efforts to enrich his qualities (knowledge and skills) to improve healthcare and societal well-being.
GA8	सुष्ठु संभाषणक्षमः (स्यात्) Eloquent or good communicator who effectively communicates with patients, families, community and peers.
GA9	चिकित्सक अन्वेषक अध्यापक गुणानां ज्ञाता अभिकाक्षिणः च (भवेत्) Professional who knows the qualities of a practitioner, researcher and academician and aspires to be one.

### Programme learning outcomes (PO)

At the end of the BAMS programme, the students will be able to:

PO1	Demonstrate comprehensive knowledge and application of the Trisutra concept to explore root causes, identify clinical manifestations of disease to treat ailments and maintain healthy status.
-----	--

True Copy

*Prodyes*

Principal

M. A. M's. Gurnatibhai Shah  
Ayurveda Mahavidyalaya,  
Hadapsar, Pune- 411 028.



PO2	Demonstrate knowledge and skills in Ayurveda, acquired through integration of multidisciplinary perspectives and keen observation of clinical and practical experiences.
PO3	Demonstrate proficiency in holistic, unique assessment of an individual for rational approach and decision-making in management of disease and maintenance of health.
PO4	Perform procedures and therapeutic maneuvers with skill and dexterity in a variety of situations.
PO5	Demonstrate knowledge, skills and attitudes to provide holistic quality care and preparedness to practice.
PO6	Demonstrate agility, virtuous and ethical behavior and compassion to improve the well-being of individuals and society.
PO7	Demonstrate self-directedness in pursuit of knowledge and skills, which is required for advancing health care and wellbeing of society.
PO8	Demonstrate the ability to effectively communicate with patients, families, community and peers
PO9	Demonstrate an understanding of qualities and required skills as a practitioner, researcher and academician and an aspirations to become one.

GA1 to GA9 are Matched with PO1 to PO9 Respectively.

User Manual was I Ayurved was released with I curriculum in March 2022. II year curriculum includes new TL methods and New Assessment methods, User Manual for II BAMS is released with enhanced contents and customised for II year curriculum.

## User manual II BAMS.

Welcome to the new curriculum of NCISM for II Professional BAMS (Ayurvedacharya). This introduction provides a preliminary overview before delving into the curriculum file for any specific course. These guidelines are designed to assist readers in navigating the document with ease. This document encompasses a range of terms, some of which may be familiar, while others might be less so. In this introduction, we offer explanations for several terms.

For those who have previously used this manual in I BAMS, you can expect to encounter new tables, explanations, and teaching and assessment methods specific to the second year. These additions will contribute fresh content to your understanding and usage of the manual. As you proceed through the curriculum, keep in mind the blend of familiar concepts and new information, all tailored to enhance your educational experience in II Professional BAMS.

**First Page:** Contains Name, Code, Year and "QR code" for downloading the document.

Second page is Summary page for the Course. The Page will provide at a glance information of Lecture and non-Lecture hours, Distribution of hours as per papers, Distribution of Marks (Theory and Practical).

Centre curriculum for Second Professional BAMS  
(PRESCRIBED BY NCISM)

**Dravyaguna Vigyan**  
(SUBJECT CODE : AyUG-DG)

(Applicable from 2023-24 batch, from the academic year 2023-24 onwards for 7 years or until further notification by NCISM, whichever is earlier)



BOARD OF AYURVEDA  
NATIONAL COMMISSION FOR INDIAN SYSTEM OF MEDICINE  
NEW DELHI-110016

II Professional Ayurvedacharya  
(BAMS)  
Subject Code : AyUG-DG

Summary

Total number of Teaching hours - 400			
Lecture hours (LH) - Theory		170	170(LH)
Page 1	75		
Page 2	75		
Non-Lecture hours (NLH) - Theory		200	200(NLH)
Page 1 & 2	75		
Non-Lecture hours (NLH) - Practical		200	
Page 1 & 2	200		

Examinations (Paper 2) Mark Distribution					
Exam	Theory Component Marks	Practical Component Marks			
		Practical	Viva	Elective	EA
Page 1	100				
Page 2	100	100	75		25
Sub-Total	200		200		
Total marks			400		

**Important Note:** The Curriculum of BAMS is a flexible course for periodic re-evaluation. It is subject to change. The Board will keep you updated about any changes in the curriculum. Please refer to the Curriculum of BAMS for the latest updates. The curriculum is subject to change without any prior notice. Please refer to the website of NCISM for the latest updates. For any queries, please contact the Board of Ayurveda, National Commission for Indian System of Medicine, New Delhi-110016.

TRUE COPY

User Manual, AyuUG II

**True Copy**

*p/h/ishw*

Principal  
M. A. M's. Sumanbhai Shah  
Ayurved Mahavidyalaya,  
Hadapsar, Pune- 411 028.

Next table is Index. All the major tables are indexed.

**Curriculum:** The curriculum is defined as the guideline of the academic content covered by an education system while undergoing a particular course or program. Curriculum has a wider scope which covers the knowledge, attitude, behaviour, manners, performance & skills that are imparted or inculcated in a student. It contains every aspect from objectives to assignments. This is outcome-based approach of the curriculum.

**Graduate attributes** reflect the particular quality and feature or characteristics of an individual, including the knowledge, skills, attitudes and values that are expected to be acquired by a graduate through studies at the higher education institution.

The graduate attributes include capabilities that help strengthen learners' abilities for widening current knowledge base and skills, gaining new knowledge and skills, undertaking future studies, performing well in a chosen career and playing a constructive role as a responsible citizen in the society.

**Program learning Outcomes** deal with the general aspect of graduation for a BAMS program, and the competencies and expertise a graduate will possess after completion of the program. Name of the Programme : Ayurvedacharya (Bachelor of Ayurvedic Medicine and Surgery - BAMS)

As per new MSE, This programme (BAMS) is divided in three Professional years of 1.5 years each, followed by 1 year of internship. 2 professional BAMS has six courses (Subjects).

### Course Code and Name of Course

**Course code:** is an abbreviation of selected alphabets given to the course (subject).

**Name of the course:** Complete name of the course is indicated in the table in each course.

Next table explains Course learning outcomes (CO) and they are matched with Programme learning outcomes.(PO)

**Table 1- Course learning Outcome and mapped Program learning outcomes.**

SR1	AI	BI
CO	Course learning Outcome (CO) AyUG-.....:	Course learning Outcome mapped with program learning outcomes.
No	At the end of the course AyUG-.....: the student should be able to-	

TRUE COPY

PRINCIPAL

M.A.M's, Somabhal Sheb  
Ayurved Mahavidyalaya,  
Hadapsar, Pune-411 028.

**B2: Term** – The course is of three terms of six months each. Topics in A2 are to be covered in three terms. This column indicates topics to be covered as per each term. Indicated by I, II, III.

	A2 List of Topics AyUG..	B2 Term	C2 Marks	D2 Lecture hours	E2 Non-Lecture hours
--	-----------------------------	------------	-------------	------------------------	----------------------------

**C2: Marks:** This column indicates distribution of marks for the topic or group of topics in the course. Useful for considering the weightage of the topic in the course.

Term wise distribution is indicated in column B2 and marks distribution in C2.

	A2 List of Topics AyUG__	B2 Term	C2 Marks	D2 Lecture hours	E2 Non-Lecture hours
--	-----------------------------	------------	-------------	------------------------	----------------------------

**D2 and E2 : Lecture and Non Lecture Hours:-** Defines the Total number of hours allotted for the course. As per MSE, they are divided in lecture and non-lecture hours.

**(Teaching Hours for Second Professional B.A.M.S. Subjects)**

Sl.No.	Subject Code	Number of teaching hours		
		Lectures	Non-Lectures	Total
1.	AyUG-DG	150	250	400
2.	AyUG-RB	150	300	450
3.	AyUG-RN	150	300	450
4.	AyUG-AT	100	200	300
5.	AyUG-SA2	100	140	240
6.	AyUG-SW	150	250	400
<b>Total</b>		<b>800</b>	<b>1440</b>	<b>2240</b>

	A2 List of Topics AyUG...	B2 Term	C2 Marks	D2 Lecture hours	E2 Non-Lecture hours
--	------------------------------	------------	-------------	------------------------	----------------------------

**D 2 Lecture hours:** Lecture is an exposition of a given subject or discourse on a particular subject delivered before an audience or class. Lecture is commonest method used in the classroom for teaching. Now it is supplemented with A/V aids. Expectations from the lecture are interactive lectures. Interactive teaching method is a teaching process which is conducted through the interaction between the teacher and the learner. It is within the existing learning conditions, aiming to transfer common knowledge, skills, and values to the student.

**TRUE COPY**

**PRINCIPAL**

**M.A.M's, Sunandhal Shah  
Ayurved Mahavidyalaya,  
Hadapsar, Pune-411 028,**

These can be brief segments within a larger lecture-based class and can include a single or mix of several different Teaching learning and student engaging techniques. Total number of hours required to complete the topic are indicated in the column.

	A2 List of Topics AyUG...	B2 Term	C2 Marks	D2 Lecture hours	E2 Non-Lecture hours
--	------------------------------	------------	-------------	------------------------	-------------------------

**E2 Non Lecture Hours:-** Practical-Learning means knowledge gained by implementing theory in real-life activities. This way of learning helps students to remember the topic for a long time and also to master it. Practical-learning makes the study more enjoyable, with the highest engagement in the topic.

Learning can be with various ways. Based on objectives like Disseminate knowledge, Develop capability to use ideas, to test ideas, to generate ideas, Facilitate the personal development of students, self directed learning.

Common methods like Reading, Handouts, Guest lectures, using library and other learning resources, Case studies, Work experience, Projects, Demonstrations, Group working, Simulations, Workshops, Discussion & debates, Essay writing, tutorials, Presentations, compilations, feedback on written work. Some others like Peer assessment, Research projects, Workshops on techniques of creative problem solving. Team based learning like Group working, Action learning, field work. Generating ideas with Lateral thinking, Brainstorming, Mind-mapping, Creative writing, drawing. Others like Problem solving, Experiential learning, Role play, Mentors, Reflective logs and diaries, independent study/ self-directed learning, Work placement, Portfolio development etc.

Activities based on relevance are expected as a part of learning experience. Time required for these activities along with different newer Teaching learning methods supported by various Audio visual aids can be considered as **non-lecture hours**. These hours are indicated as per topic list in this column.

True Copy

Principal

M. A. M's, Sumatibhai Shaft  
Ayurved Mahavidyalaya,  
Hadapsar, Pune- 411 028.

**Table 3: Learning objectives (Theory) of Course AyUG-.....:**

A3 Course outcome	B3 Learning Objective (At the end of the session, the students should be able to)	C3 Domains/Category	D3 Must to know/ desirable to know/Nice to know	E3 Level Does/ Shows how/ Knows how/ Know	F3 T-L method	G3 Assessment	H3 Formative /Summative	I3 Te rm	J3 Integration
<b>Topic 1- &lt;Topic point &gt; (Lecture:- &lt;Number&gt; hours, Non lecture &lt;Number&gt; hours)</b>									

Table 3 Learning objectives of course AyUG-.....: contents. This table contains ten columns. This comprehensive table explains Topic and subtopic wise points in the table. Matched lecture and no lecture hours explained as per D2 and E2 columns. It also explains learning Objective of the topic, Domain and subdomain as per Blooms Taxonomy, level, appropriate Teaching learning Method, assessment method, type of assessment and Integration for teaching.

A3 Course outcome	B3 Learning Objective (At the end of the session, the students should be able to)	C3 Domain/sub	D3 Must to know/ desirable to know/Nice to know	E3 Level Does/ Shows how/ Knows how/ Know	F3 T-L method	G3 Assessment	H3 Formative /Summative	I3 Te rm	J3 Integration
<b>Topic 1- &lt;Topic point &gt; (Lecture:- &lt;Number&gt; hours, Non lecture &lt;Number&gt; hours)</b>									

A3 indicates Course learning outcome (CO) - CO are explained in Column A1. Topic list is explained in column A2. This column A3 explains relation of Topic in list and course outcome denoted corresponding CO number. One topic and Objectives for topic may contribute in one or more than one CO s. They are also denoted in this column.



**TRUE COPY**

**PRINCIPAL**

**M.A.M's, Sumanbhai Shah  
Ayurved Mahavidyalaya,  
Hadapsar, Pune-411 028.**

A3 Course outcome	B3 Learning Objective (At the end of the session, the students should be able to)	C3 Domain/ sub	D3 Must to know/ desirable to know/Nice to know	E3 Level Does/ Shows how/ Knows how/ Know	F3 T-L method	G3 Assessment	H3 Formative /summative	I3 Te rm	J3 Integration
<b>Topic 1- &lt;Topic point &gt;</b> (Lecture:- <Number> hours, Non lecture <Number> hours)									

**B3 Learning Objectives:** - Learning objectives are clearly written, specific statements of observable learner behavior or action that can be measured upon completion of an educational activity. It is a description of what the learner must be able to do upon completion of an educational activity. A well-written learning objective outlines the knowledge, skills and/or attitude the learners will gain from the educational activity. One Topic covers one or many learning objectives. They are noted in Column B3. Each objective start with a verb. Before that line in the first cell "At the end of the session, the student should be able to" is common to all the statement.

A3 Course outcome	B3 Learning Objective (At the end of the session, the student should be able to)	C3 Domain/ sub	D3 Must to know/ desirable to know/Nice to know	E3 Level Does/ Shows how/ Knows how/ Know	F3 T-L method	G3 Assessment	H3 Formative /summative	I3 Te rm	J3 Integration
<b>Topic 1- &lt;Topic point &gt;</b> (Lecture:- <Number> hours, Non lecture <Number> hours)									

C3 indicates **Domain of learning**. Benjamin Bloom has identified three domains of educational activities. The three domains are Cognitive, psychomotor and affective. Cognitive is for mental skills (Knowledge), Psychomotor is for manual or physical skills (Skills) while Affective is for growth in feelings or emotional areas (Attitude). They are also indicated by KSA (Knowledge, Skills and Attitude). All activities related to teaching and learning are aligned to these domains of learning.

Cognitive domain involves knowledge and the development of intellectual skills. This includes the recall or recognition of specific facts, procedural patterns, and concepts that serve in the development of intellectual abilities and skills. There are six major categories. They are in ascending order. Lowest level is Knowledge (Recall), followed by Comprehension, Application, Analysis, Synthesis and Evaluation in the pyramid. They starting from the simplest to the most complex.

**Cognitive/Knowledge-** This level involves the foundational understanding of facts, concepts, and information. It includes recalling specific details, definitions, and essential terms, showcasing the ability to remember and recognize information.

**Cognitive/Comprehension** -At this level, individuals grasp the meaning of information, rephrase it in their own words, and interpret it. They demonstrate understanding by explaining concepts, summarizing content, and translating complex ideas into simpler terms.

**Cognitive/Application** - This level focuses on using learned knowledge to solve practical problems or perform specific tasks. It involves applying principles, concepts, or methods in real-world scenarios, demonstrating the ability to transfer theoretical understanding into practical use.

**Cognitive/Analysis** - At the analysis level, individuals break down complex ideas into smaller parts, identifying patterns, relationships, and causes. They delve deeper into information, evaluating components and recognizing connections between various elements.

**Cognitive/Synthesis** - Synthesis involves combining separate elements or concepts to form a new, cohesive whole. Individuals at this level create original interpretations, develop new ideas, or generate solutions by integrating different pieces of information.

**Cognitive/Evaluation**-This level entails making judgments and assessments about the value, validity, or quality of information, theories, methods, or solutions. Individuals critically analyze and compare ideas, weigh evidence, and form reasoned conclusions based on established criteria.

These cognitive levels represent a progression from basic understanding to critical thinking and creative synthesis, showcasing the depth of intellectual engagement in the learning process.

Psychomotor domain includes physical movement, coordination, and use of the motor skill areas. Development of these skills requires practice and is measured in terms of speed, precision, procedures, or techniques in execution. The seven major categories listed in order are Perception, Set, Guided response, Mechanism, Complex Overt Response, Adaptation and Origination.



**Perception** - This category involves becoming aware of and recognizing stimuli. It's the foundational level where individuals start to notice and identify relevant cues.

**Set** - Set refers to mentally preparing oneself to execute a specific physical action. It includes getting ready and understanding what needs to be done.

**Guided Response** - At this level, individuals follow instructions and perform tasks under guidance or supervision. They demonstrate basic motor skills based on clear directions.

**Mechanism** - Mechanism is about performing tasks with improved coordination and efficiency. Individuals gain better control over their movements and actions.

**Complex Overt Response** - Complex overt response involves executing intricate and coordinated actions with smoothness and precision. It's a step beyond basic mechanics, indicating a higher level of proficiency.

**Adaptation** - Adaptation entails modifying movements and responses based on changing conditions or unexpected situations. Individuals display flexibility and the ability to adjust their actions.

**Origination** - Origination is the highest level, involving the ability to create new movements, techniques, or approaches. Individuals at this stage innovate, improvise, and develop novel solutions.

These categories represent a hierarchical progression in motor skill development, starting from basic awareness and progressing to the ability to innovate and create new movements.

Affective domain includes the manner in which we deal with things emotionally, such as feelings, values, appreciation, enthusiasms, motivations, and attitudes. The five major categories listed in order are: Receiving, Responding, Valuing, Organization and Internalizing values (characterization).

**Affective/Receiving** - This level involves being open to and aware of certain stimuli or information. It signifies a willingness to pay attention and acknowledge ideas, opinions, or feelings from others.

**Affective/Responding** - At this level, individuals actively respond to the stimuli they've received. This might include expressing opinions, showing interest, or participating in discussions related to the received information.

**True Copy**



**Principal**  
**M. A. M's, Sumatibhai Shah**  
**Ayurved Mahavidyalaya,**  
**Hadapsar, Pune- 411 028.**

**Affective/Valuing** - Valuing reflects the development of a personal connection and attachment to certain values, ideas, or feelings. Individuals at this level begin to attach significance and importance to what they've received and responded to.

**Affective/Organization** - Organization entails the organization of values and beliefs into a coherent and consistent framework. Individuals at this level structure their values, aligning them with each other and with their own personal identity.

**Affective/Characterization** - Characterization is the highest affective level, representing the internalization and embodiment of values. Individuals at this level consistently demonstrate their values through actions and behavior, making these values an integral part of their identity. These affective levels illustrate a progression from simple awareness and acknowledgment to a deep integration of values into one's identity and actions.

These are denoted in column C) e.g., Cognitive/Knowledge.

A3 Course outcome	B3 Learning Objective (At the end of the session, the students should be able to)	C3 Domain/ sub	D3 Must to know/ desirable to know/Nice to know	E3 Level Does/ Shows how/ Knows how/ Know	F3 T-L method	G3 Assessment	H3 Formative /summative	I3 Te rm	J3 Integration
Topic 1- <Topic point number> (Lecture:- <Number> hours, Non lecture <Number> hours)									

D3 : Considering the Course outcome, Learning objective, level of learner(UG/ PG etc), topics are classified into Must to know, Desirable to know and Nice to know. This classification is essential to focus depth of the teaching, allotted time and efforts in teaching. It reflects in Teaching learning Methods and assessment. Must know should be covered in depth, Desirable to know as an introduction and Nice to know should be a sensitization.

A3 Course outcome	B3 Learning Objective (At the end of the session, the students	C3 Domain/ sub	D3 Must to know/ desirable to know/Nice to	E3 Level Does/ Shows how/	F3 T-L method	G3 Assessment	H3 Formative /summative	I3 Te rm	J3 Integration
-------------------------	---	----------------------	---	------------------------------------	---------------------	------------------	-------------------------------	----------------	-------------------

**TRUE COPY**

**PRINCIPAL**

**M.A.M's, Sanjayrao Chavan  
Ayurved Mahavidyalaya,  
Hadapsar, Pune-411 028.**

	should be able to)		know	Knows how/ Know					
Topic I -<Topic point number> (Lecture:- <Number> hours, Non lecture <Number> hours)									

E3 Levels of competencies in Clinical practice. It is based on Millar's Pyramid. It is divided in four levels. Lower two levels are Know and Know how based on Cognitive. Top two Shows and does for behavior. Lower three levels are useful in UG. In any topic based on the Domain and importance, Level, Teaching and learning activities as well as Assessment methods are planned. These levels for each objective in topic are noted in Column E3.

A3 Course outcome	B3 Learning Objective (At the end of the session, the students should be able to)	C3 Domain/ sub	D3 Must to know/ desirable to know/Nice to know	E3 Level Does/ Shows how/ Knows how/ Know	F3 T-I, method	G3 Assessment	H3 Formative /summative	I3 Te m	J3 Integration
Topic I -<Topic point number> (Lecture:- <Number> hours, Non lecture <Number> hours)									

**F3 T – L Methods:** - Teaching learning methods. Teaching learning methods are planned based on Topic need, Domain, importance, Level to be assessed. This column indicates traditional methods like lecture as well as interactive methods.

**Lecture method** is an educational presentation delivered by an instructor to a group of students with the help of instructional aids and training devices. In lecture method, the teacher orally presents the course material in an organized way to the students. Lectures may contain varying level of student participation, and the students take notes. Lecturing is one of the oldest methods of teaching used by the teachers of higher education. Lecture method gives more importance to content presentation, where the teacher is active and the students are passive, but the monotony of teaching will be overcome by various methods of Interactivity and Audio-visual aids. It is fastest and easiest way of large group teaching. Lecture method helps to motivate, clarify doubt, review the understanding by verbal and nonverbal responses.

True Copy

*M. A. M's*

Principal  
M. A. M's, Sumatibhai Shah  
Ayurved Mahavidyalaya,  
Hadapsar, Pune- 411 028.

- **Lecture with PowerPoint (PPT):** The instructor uses PPT slides to deliver structured content visually. These slides can include key points, diagrams, images, and concise explanations. PPT enhances understanding by presenting complex information in a digestible format. The visual appeal maintains student engagement and aids in retention. However, it's important to balance slides with verbal explanations to ensure active participation and prevent a passive learning environment.
- **Group Discussions:** After the lecture or specific segments, students engage in group discussions. This allows them to share their interpretations, ask questions, and explore the material collaboratively. Group discussions promote critical thinking, diverse perspectives, and the application of concepts to real-world scenarios. It's an opportunity for students to actively process information, voice opinions, and learn from their peers' insights.
- **Video Clips:** Integrating relevant video clips enhances learning by providing visual context and real-world examples. Videos can depict medical procedures, historical events, scientific experiments, or interviews with experts. Visual demonstrations offer an additional layer of understanding and cater to different learning styles. After watching a video, students can analyze, discuss, and relate the content back to the lecture material.
- **Interactivity and Engagement:** This combined approach fosters active participation. Students interact with the PPT slides, engage in meaningful discussions, and connect with video content. These interactive elements cater to various learning preferences and encourage students to take ownership of their learning journey.
- **Comprehensive Learning:** Each component of the approach contributes uniquely. Lectures with PPT provide a foundation of knowledge, group discussions encourage critical thinking, and video clips offer practical context. The synthesis of these methods enriches the overall learning experience.
- **Effective Time Management:** Group discussions and video clips can be strategically placed within the lecture to break the session into manageable segments. This prevents information overload and provides opportunities for reflection.
- **Technology Integration:** Leveraging technology such as video-sharing platforms and collaboration tools for group discussions enhances accessibility and participation, especially in hybrid or online learning environments.
- **Assessment and Evaluation:** The integrated approach allows instructors to assess students' understanding through their participation in discussions, responses to video-related questions, and their ability to connect concepts from the lecture and videos.

In lecture, various other methods can be included. A large classroom can be converted to small groups. Converting large classrooms into smaller ones. It's about making a comfortable space for discussions and learning. In smaller classrooms, students can talk more easily, ask questions, and work closely with others. It's a place where everyone's voice can be heard, and students can really get into the subjects they are studying. This

TRUE COPY

Principal

M.A.M's, Sanjayrao Shiksha  
Ayurved Mahavidyalaya,  
Hadapsar, Pune-411 028.

change makes learning more interactive and personal, helping students connect better with their peers and teachers. Turning big classrooms into smaller ones comes with several advantages for their learning experience:

**Personal Connection** -In a smaller space, students can interact more closely with their classmates and teachers. This creates a sense of community and makes it easier to ask questions and share their thoughts. **Active Participation** -Smaller classrooms encourage everyone to get involved in discussions and activities. Student won't feel lost in a crowd, and their voice matters. **Deeper Understanding** With fewer people around, student can have more in-depth conversations about the subjects they are studying. Students will have the chance to explore ideas from different angles. **Focused Learning** - it's easier to stay focused on the lesson. Distractions are reduced, allowing students to engage more fully with the material. **Increased Collaboration** - Working closely with classmates in a smaller space promotes teamwork. students can share ideas, solve problems together, and learn from each other. **Better Feedback** - Teachers can pay more attention to individual students in a smaller classroom. This means student can get more personalized feedback on their progress. **Inclusive Environment** - Smaller settings often feel more inclusive and welcoming. Students' are more likely to feel like a valued part of the group. **Active Learning**-Activities like group discussions, debates, and hands-on exercises are more effective in small classrooms. Students' are actively involved in their learning journey.

**Discussions** - Guiding discussions is a teaching method that offers both incredible rewards and some challenges. It's a way to encourage critical thinking in a dynamic manner. By using discussions as a central teaching technique, we can prompt active thought and engagement. Even large groups can be transformed into smaller ones, creating an opportunity for more interactive activities. While leading discussions can be demanding, it's also incredibly satisfying as it nurtures a deeper understanding of the subject and enhances collaborative learning.

**Brainstorming** - Imagine a storm of ideas where creativity flows freely! Brainstorming is an exciting teaching technique that encourages you to generate a bunch of fresh ideas in a short time. This happens in a group setting, where no idea is considered wrong. It's all about sparking innovative thinking and finding new solutions. By sharing their ideas and hearing others', you get to explore a wide range of perspectives. This method nurtures their creativity and helps you approach challenges with a creative and open mind. is used as one of the teaching methods. the students participate by responding or presenting views on the topic. This technique encourages new ideas among students.

**Inquiry-Based Learning** Inquiry-Based Learning begins with the art of questioning, as students either spontaneously generate queries or are guided to do so. These questions serve as the catalyst for exploration, leading students to seek answers through research, engaging activities, and

TRUE COPY  
M. A. M.'s, Sumatibhai Sheb  
Ayurved Mahavidyalaya,  
Hadapsar, Pune-411 028

True Copy



Principal  
M. A. M's, Sumatibhai Sheb  
Ayurved Mahavidyalaya,  
Hadapsar, Pune-411 028

collaborative efforts. This approach fosters an environment where students actively shape their learning, nurturing curiosity, critical thinking, and teamwork as they navigate the journey of discovery.

**Problem-based learning (PBL)** is a student-centered approach in which students learn about a subject by working in groups to solve an open-ended problem. This problem is what drives the motivation and the learning.

**Case-Based Learning** - Similar to the methods discussed earlier, Case-Based Learning also involves diving into real-life situations. Here, students engage with a case, often drawn from clinical practice or real-life scenarios, as a starting point for learning. These cases encourage students to apply their knowledge and think critically. They analyze the situation, consider different angles, and propose solutions. This approach transforms learning into a practical adventure where students put their knowledge to the test by solving genuine problems.

**Project-Based Learning** - Project-Based Learning takes students on a different kind of journey. Instead of just learning from books, they spend a longer time, like a week, working on a single project. This project is a chance for them to put their learning to use and show what they've learned. They set goals for what they want to achieve, work on the project, and then present their work to their classmates. It's like a hands-on experience where they learn by doing.

**Team-Based Learning (TBL)** - In Team-Based Learning, learning is a team effort. Students prepare for class on their own, then come together in small groups to apply what they've learned. It's like a structured group activity where everyone contributes. The cool part is that it encourages students to be ready before class and helps them use what they've learned in a practical way. It's all about teamwork and applying knowledge to solve problems.

**Flipped Classroom** - Imagine learning in reverse! Flipped classrooms do just that. Before class, students do their homework by watching videos or reading materials provided by the teacher. Then, when they come to class, instead of a regular lecture, they dive into discussions and ask questions. It's like the classroom is flipped - what used to happen in class now happens at home, and the classroom becomes a hub for interaction and deeper understanding.

**Blended Learning** - Blended learning mixes things up in a cool way. It's like a blend of the traditional classroom and technology. Some parts of the learning happen online, and some still take place in class. It's a bit like the flipped classroom, but with a twist. This approach uses the power of technology and mixes it with good old classroom interactions, making learning more flexible and exciting.

**True Copy**

**Principal**

**M. A. M's, Sumatibhai Shah  
Ayurved Mahavidyalaya,  
Hadapsar, Pune- 411 028**

**Edutainment** - Learning becomes fun with edutainment! It's all about mixing education and entertainment. Teachers use cool methods like videos, slideshows, demos, and discussions to keep students engaged and excited. Learning feels less like a chore and more like an adventure. Edutainment makes sure that students not only learn but also have a blast doing it.

**Early Clinical Exposure (ECE)** is a method that introduces students to real-world medical contexts early in their education, aligning theoretical knowledge with practical application. By immersing students in clinical settings, ECE instills relevance and motivation in their foundational studies, offering a glimpse into the healthcare environment that drives their professional growth. Whether through firsthand patient interactions or recorded videos, ECE bridges the gap between theory and practice, preparing students for their medical journey with a deeper understanding and a tangible connection to their future profession.

**Simulation-Based Learning** offers a dynamic educational method where students can put their learned skills into action within lifelike scenarios. This approach transforms abstract concepts into tangible experiences through hands-on practice. Whether it's practicing with simulated patients or real ones in a controlled clinical setting, such as a clinical skills lab, students learn to make informed decisions as they navigate through various scenarios. This method not only enhances their technical skills but also cultivates critical thinking and decision-making abilities, preparing them for real-world challenges in the medical field.

**Role plays** form the foundation of dramatic engagement and offer a unique approach to learning. This technique involves assuming different roles and enacting scenarios or problems, providing a safe space to practice responses and actions. By stepping into these roles, students work through situations and refine their approaches in a risk-free environment. This approach is highly effective in nurturing cognitive, emotional, and communication skills. Through role plays, students not only grasp theoretical knowledge but also develop a practical understanding of how to apply it in real-life scenarios. This interactive method empowers them to enhance their problem-solving abilities, emotional intelligence, and effective communication techniques, preparing them for the complexities of the real world.

**Self-directed learning** Self-directed learning is a transformative process where individuals take charge of their own learning journey. This involves evaluating their learning needs, setting goals, actively engaging in the learning process, and evaluating their progress. In this method, students not only acquire crucial subject matter knowledge but also develop essential skills for lifelong learning. With the aid of numerous online tools, e-learning platforms, and Massive Open Online Courses (MOOCs) aligned with the syllabus, students have the opportunity to curate their

True Copy  
Principal  
M. A. M's, Sumatibhai Sheth  
Ayurved Mahavidyalaya,  
Hadapsar, Pune- 411 028

True Copy

Principal  
M. A. M's, Sumatibhai Sheth  
Ayurved Mahavidyalaya,  
Hadapsar, Pune- 411 028

learning experience. By selecting topics of relevance and significance, they tailor their learning to their interests and needs. Self-directed learning not only cultivates subject expertise but also hones skills such as self-discipline, time management, critical thinking, and independent decision-making. Through this approach, students become architects of their education, gaining knowledge and skills that extend far beyond the classroom.

**Problem solving method:** - Human beings face multi-dimensional problems in their lives, and they try to solve these problems in a particular way in the light of their previously gained knowledge and experiences. In this regard, it is essential for the students to be prepared for future or near future challenges by facing real life, or real like, problems in their learning environment, and finding appropriate solution of these problems. Many similar methods like Critical thinking, creative thinking can be part of this activity.

**Kinesthetic Learning** students perform hands-on physical activities rather than listening to lectures or watching demonstrations. Kinesthetic learning, values movement and creativity, is most commonly used types of instruction. Students are expected to do, make or create something. Poster making, model making, Chart making, Video Clip making. Many such activities can be part of learning.

**Workshops** offer an interactive and concentrated approach to learning, where students delve into specific topics and emerge with refined skills. These sessions not only foster skill development but also cultivate effective communication and ethical values. Through hands-on activities and discussions, students gain practical insights that align with program outcomes, bridging theoretical learning with real-world application. Workshops empower students with the tools and values needed for success in their medical journey.

**Game-Based Learning** Game-Based Learning introduces a captivating dimension to education, where students embark on quests to achieve specific goals. This approach seamlessly merges learning objectives with the excitement of earning points or badges, akin to video games. By immersing themselves in interactive challenges, students become problem solvers, navigating through scenarios and deciphering complex concepts in pursuit of achievement. Incorporating elements of gamification, this method engages students in a dynamic learning experience. As they conquer challenges, they develop critical thinking skills, strategize solutions, and deepen their subject understanding. This interactive journey not only enhances their knowledge but also fosters a sense of accomplishment and enthusiasm, transforming learning into an exciting adventure.

True Copy

*Principals*

Principal  
M. A. M's, Sumatibhai Shah  
Ayurved Mahavidyalaya,  
Hadapsar, Pune- 411 028.



**Library sessions** extend learning beyond the classroom, offering students access to a treasure trove of resources. In these sessions, students dive into books, journals, and digital databases, honing their research skills and discovering a world of information. Library sessions empower students to explore topics in depth, supporting their academic growth and critical thinking abilities.

**Peer Learning / Collaborative learning** - Peer learning, a collaborative teaching method, encourages students to learn from each other. By working together on projects, discussions, and problem-solving activities, students exchange ideas, clarify doubts, and enhance their understanding. This approach nurtures teamwork, communication, and diverse perspectives, transforming learning into a collective journey.

**Real-Life Experience** - Real-life experiences bring classroom learning to life. Students engage with the practical application of their studies, whether through internships, clinical rotations, or hands-on activities. These experiences bridge the gap between theory and practice, equipping students with the skills and insights necessary for their future professions.

**Regenerate.**

**Symposium** - A symposium is a dynamic forum where experts and students come together to discuss and share insights on a specific topic. Through presentations, discussions, and debates, symposiums provide a platform for diverse perspectives and in-depth exploration. This collaborative approach encourages critical thinking and a comprehensive understanding of the subject matter.

**Tutorial** - Tutorials offer a personalized learning experience, allowing students to work closely with educators in small groups. In these sessions, students can clarify doubts, delve deeper into topics, and receive individualized guidance. Tutorials foster a supportive environment for asking questions and seeking clarification, enhancing overall comprehension.

**Presentations** - Presentations empower students to convey their ideas effectively to an audience. Whether through visual aids or verbal delivery, students develop communication skills and the ability to synthesize complex information. Presentations not only showcase knowledge but also cultivate confidence and public speaking abilities.

**Practicals/ Hands-On Engagement.** Practical sessions transform theoretical knowledge into practical skills. Through hands-on activities, experiments, and simulations, students gain a tangible understanding of concepts. Practicals enhance critical thinking, problem-solving, and decision-making abilities, preparing students for real-world challenges.

**X-ray identification** is a skill that enables medical professionals to decipher diagnostic images and uncover vital information. Through practice and guidance, students learn to identify anatomical structures, anomalies, and potential medical conditions. This skill sharpens observation abilities and cultivates a deep understanding of medical imaging techniques.

**Case diagnosis** involves analyzing patient data, symptoms, and medical history to arrive at accurate diagnoses. Students engage in critical thinking and problem-solving as they piece together information to identify the underlying health issue. This method not only enhances medical knowledge but also sharpens analytical and decision-making skills.

**Lab Report Interpretation** - Interpreting lab reports is essential for medical professionals to understand patient health. Students learn to analyze data from various tests, translating numbers and values into actionable medical insights. This skill fosters proficiency in understanding medical reports and aids in making informed clinical decisions.

**Drug analysis** equips students with the ability to comprehend the effects of pharmaceutical substances on the human body. Through research and practical exploration, students gain insights into drug interactions, mechanisms, and potential side effects. This skill contributes to safe and effective patient care, highlighting the crucial intersection of pharmacology and patient well-being.

**Demonstrations**, often referred to as demos, are potent tools for interactive learning. They present practical examples, clarifying complex concepts by providing hands-on experiences. Models, whether physical or digital, are a common subject for demos, allowing students to engage directly with abstract ideas and gain a deeper understanding. Through model demonstrations, students can visualize relationships, simplify intricate theories, and foster active participation, making learning both engaging and effective. Demonstrations are powerful tools that bridge the gap between theoretical knowledge and practical application. They provide students with visual and hands-on experiences, enhancing their understanding of complex concepts. Whether conducted at the bedside, in a lab, or in a garden, demonstrations bring learning to life by allowing students to witness theories in action.

**Bedside demonstrations** take learning beyond the classroom and into the realm of patient care. By observing medical procedures, assessments, and interactions with patients at the bedside, students gain practical insights that textbooks alone cannot provide. This method enhances clinical understanding, communication skills, and empathy, fostering a holistic approach to healthcare.

True Copy

*M.A. M's*

Principal

M. A. M's, Sumatibhai Shah  
Ayurved Mahavidyalaya,  
Hadapsar, Pune- 411 028

Principal  
M. A. M's, Sumatibhai Shah  
Ayurved Mahavidyalaya,  
Hadapsar, Pune- 411 028

**Lab demonstrations** provide a hands-on experience to explore scientific principles in action. Through experiments and simulations, students witness concepts coming to life, deepening their comprehension and analytical skills. Lab demonstrations bridge theory and application, fostering critical thinking and an intimate understanding of scientific processes.

**Garden demonstrations** connect students with the natural world, particularly in fields like botany and herbal medicine. By observing plant growth, species identification, and cultivation techniques, students gain practical knowledge about plants' medicinal properties. Garden demonstrations offer a sensory and interactive learning experience, enriching students' understanding of nature's role in healthcare.

**Field visits** offer students a firsthand experience of real-world contexts related to their studies. Whether exploring ecosystems, healthcare facilities, or historical sites, these excursions bring theoretical concepts to life. Field visits foster a deeper understanding by allowing students to observe and interact with their environment, gaining practical insights that textbooks cannot provide. This experiential approach enhances knowledge retention, critical thinking, and a well-rounded perspective on the subject matter.

Encouraging the combination of field visits across diverse subjects can elevate the learning experience for students. For instance, organizing a sequence of visits can be incredibly beneficial. Starting with a trip to a GMP-certified laboratory in Rasashastra, students can witness pharmaceutical practices and quality control in action. Followed by a visit to a forensic laboratory in Agadtastra, they can explore the merging of medicine and law. Next, a herbal garden in Dravyaguna can provide practical insights into medicinal plants used in herbal medicine studies. Lastly, a visit to a Yoga institute in Swasthavritta can offer an understanding of holistic health practices.

Orchestrating such integrated educational visits, teachers can effectively highlight the connections between different subjects. This approach not only enhances students' comprehension of various disciplines but also prepares them for the interdisciplinary nature of real-world scenarios. Through these combined experiences, students can gain a more comprehensive and practical understanding of their field of study.

A3 Course outcome	B3 Learning Objective (At the end of the session, the students should be able to)	C3 Domain/ sub	D3 Must to know/ desirable to know/Nice to know	E3 Level Does/ Shows how/ Knows how/	F3 T-L method	G3 Assessment	H3 Formative /summative	I3 Te m	J3 Integratio
-------------------------	---	----------------------	---	--	---------------------	------------------	-------------------------------	---------------	------------------

*(Faint, illegible text, possibly a stamp or watermark)*

**True Copy**

*(Handwritten signature)*  
Principal  
**M. A. M's, Sumatibhai Shah**  
Ayurved Mahavidyalaya,  
Hadapsar, Pune- 411 028.

				Know				
Topic I- <Topic point number> (Lecture:- <Number> hours, Non lecture <Number> hours)								

G3 Assessments: This column indicates method of assessment for the given Topic. Various types of assessment methods are given as per domain. For assessment of cognitive domain MCQ, extended matching items, SAQ, LAQ, Essay writing, modified essay questions (MEQs), Constructed Response Questions (CRQs), case study, open book test etc. can be conducted.

Using different assessment methods in education is really important. Each method helps teachers understand how well students are learning. Some methods check basic knowledge, like multiple-choice questions, while others like essays show how well students can think and explain. When teachers use a mix of methods, they can see different skills that students have. This also helps students who learn in different ways. Plus, using different methods helps students learn new things and be ready for real-life situations. So, by using different ways to check what students know, teachers can see the whole picture of how well students are learning and growing.

1. Diverse assessment methods enhance evaluation fairness and effectiveness.
2. Methods target different learning aspects, from basic knowledge to critical thinking.
3. Various methods accommodate diverse student learning styles and strengths.
4. Different approaches foster a wide skill range, from problem-solving to collaboration.
5. Assessment methods reflecting real-world scenarios bridge theory and practice.
6. Varied methods minimize bias and offer accurate insight into students' abilities.
7. Methods like essay writing promote higher-order thinking and skills.
8. Mixing methods maintains student motivation and engagement.

**Theory Extended Matching Item (EMI):** Theory Extended Matching Items present students with scenarios or clinical cases along with a list of possible responses. Students are tasked with matching the most suitable response to each scenario, thereby demonstrating their comprehension of theoretical concepts in practical contexts. This assessment method not only evaluates students' ability to recall information but also tests their application of knowledge to real-world situations, encouraging critical thinking and decision-making skills.

True Copy

*Shah*

Principal

M. A. M's, Sumatibhai Shah  
Ayurved Mahavidyalaya,  
Hadapsar, Pune- 411 028

**Theory Essay Writing:** Theory essay writing provides students with an opportunity to explore topics in-depth. By crafting well-structured essays, students not only showcase their theoretical understanding but also their ability to analyze, synthesize, and present coherent arguments. This method assesses not just knowledge retention but also the higher-order cognitive skills of analysis, evaluation, and effective communication.

**Theory Modified Essay Questions (MEQs):** Theory Modified Essay Questions challenge students to address complex scenarios that require the integration of theoretical concepts. By applying their theoretical knowledge to practical situations, students demonstrate their aptitude for critical thinking, problem-solving, and decision-making. This method goes beyond surface-level understanding, probing into students' ability to synthesize information and apply it effectively.


**Theory Constructed Response Questions (CRQs):** Theory Constructed Response Questions require students to provide detailed written responses to specific prompts. This method assesses not only students' comprehension of theoretical material but also their capability to apply that knowledge to real-world scenarios. CRQs demand thoughtful analysis and application of theories, providing insights into students' ability to translate theoretical concepts into practical solutions.

**Practical Exam:** Practical exams assess hands-on skills and application of theoretical knowledge in real-world settings. Students demonstrate their proficiency in performing tasks relevant to their field of study, showcasing their ability to apply concepts learned in practice.

**Presentation:** Presentations require students to communicate their understanding of a topic to an audience. This method enhances public speaking and communication skills, while also assessing the student's grasp of the subject matter and their ability to synthesize information effectively.

**Practical Performance:** Practical performance evaluations gauge students' competency in applying acquired skills. Whether in a laboratory, clinical setting, or workshop, students are observed as they execute tasks, demonstrating their proficiency and practical application of knowledge.

True Copy

  
Principal  
M. A. M's, Sumatohai  
Ayurved Mahavidyalaya,  
Hadapsar, Pune- 411 028

**Practical Survey:** Practical surveys involve students collecting data from real-world scenarios. They learn how to design surveys, gather information, and analyze results. This method offers a hands-on experience in data collection and analysis, aligning theory with practical research skills.

**Role Play:** Role-playing scenarios assess students' ability to apply theoretical concepts to real-life situations. It tests their problem-solving, communication, and interpersonal skills by immersing them in simulated scenarios.

**Model:** Using models, students demonstrate their understanding of complex structures, systems, or processes. This hands-on approach assesses their ability to manipulate and interact with physical representations of theoretical concepts.

**Poster:** Poster presentations require students to visually present information, combining textual and visual elements. This method evaluates their capability to organize and convey complex concepts in a clear and concise manner.

**Case Taking:** Assessing students' interactions with simulated patients or cases evaluates their clinical and communication skills. It demonstrates their ability to gather information, diagnose, and recommend appropriate solutions.

**Identification:** Identification tasks assess students' knowledge of different elements, such as specimens, objects, or components relevant to their field. It evaluates their recognition and categorization skills.

**Problem Solving:** Practical problem-solving tasks replicate real-world challenges. Students apply their theoretical understanding to find solutions, showcasing their critical thinking and analytical skills.

**Quiz:** Quizzes serve as efficient assessments, evaluating students' grasp of core concepts and reinforcing theoretical fundamentals through repeated practice. They prompt ongoing review, aiding memory consolidation and providing immediate feedback on knowledge gaps.

**Puzzles:** Problem-solving puzzles push students to apply theoretical understanding in innovative ways. By challenging them to unravel intricate scenarios, these assessments nurture critical thinking, analytical skills, and adaptive reasoning.

**Class Presentation:** Presentations offer a multifaceted assessment platform. They not only gauge students' depth of subject knowledge but also hone their verbal communication, organization, and public speaking abilities, fostering well-rounded development.

**Debate:** Debates immerse students in dynamic discussions, honing research skills, critical analysis, and effective articulation of viewpoints. They encourage in-depth exploration of theoretical topics while evaluating persuasive capabilities.

True Copy

Principal  
M. A. M's, Sumatibhai Shah  
Ayurved Mahavidyalaya,  
Hadapsar, Pune- 411 028

**Word Puzzle:** Word puzzles inject an element of entertainment into vocabulary acquisition. Alongside assessing knowledge of essential terms, these puzzles stimulate cognitive connections, making learning engaging and memorable.

**Online Quiz:** Online quizzes blend technology with assessment, catering to tech-savvy learners. They provide immediate insights into students' understanding, making it a convenient tool for self-assessment and targeted improvement.

**Online Game-Based Assessment:** Game-based assessments leverage the allure of gaming to evaluate learning outcomes. By embedding educational objectives into interactive games, they enhance engagement while measuring knowledge application.

**Making of Models:** Crafting models bridges the gap between theory and practicality, evaluating students' ability to translate abstract concepts into tangible representations. This method fosters creativity, attention to detail, and spatial understanding.

**Making of Charts:** Designing charts showcases students' data interpretation and presentation skills. These assessments demand clarity in conveying complex information visually, assessing their ability to communicate effectively.

**Making of Posters:** Posters amalgamate creativity and communication skills. Crafting visually compelling representations of theoretical concepts evaluates students' visual design abilities and their capacity to synthesize and present information.

**Interactions:** Interactions foster dynamic engagement by assessing students' ability to communicate, collaborate, and respond effectively to diverse situations. These interactions can encompass discussions, debates, and role plays, evaluating their interpersonal and teamwork skills.

**Critical Reading of Papers:** Critical reading of papers hones students' analytical skills as they assess research articles. This method evaluates their capacity to extract meaningful insights, identify strengths and limitations, and engage with scholarly literature.

**Creativity Writing:** Creative writing assessments tap into students' imaginative prowess, challenging them to apply theoretical concepts in innovative ways. This approach fosters expression, original thinking, and the synthesis of diverse ideas.

**Clinical Video Cases:** Clinical video cases provide a virtual insight into real-world scenarios, testing students' diagnostic and decision-making skills. By evaluating their ability to analyze and respond to complex patient situations, this assessment mirrors clinical practice.

**Simulated Patients:** Simulated patients offer a controlled environment for students to interact with lifelike scenarios. This assessment method assesses clinical skills, communication, empathy, and the application of theoretical knowledge in a practical context.

**True Copy**



**Principal**

**M. A. M's, Sumatibhai Sheth  
Ayurved Mahavidyalaya,  
Hadapsar, Pune- 411 028**

**Patient Management Problems:** Patient management problems simulate real clinical challenges, evaluating students' ability to diagnose, treat, and manage patient conditions. This method assesses their clinical reasoning and application of theoretical concepts.

**Checklist-Based Assessments:** Checklist-based assessments provide structured evaluation criteria for various skills or tasks. They offer a systematic way to measure performance against predefined standards, ensuring comprehensive coverage of essential competencies.

**OSCE (Objective Structured Clinical Examination):** OSCE evaluates clinical skills through a series of stations, each focusing on specific tasks. This method rigorously assesses students' ability to perform practical procedures, communicate effectively, and demonstrate critical thinking under timed conditions.

**OSPE (Objective Structured Practical Examination):** OSPE evaluates practical skills in controlled settings. It involves multiple stations, each assessing specific skills or techniques, providing a well-rounded assessment of students' proficiency.

**Mini-CEX (Mini Clinical Evaluation Exercise):** Mini-CEX evaluates clinical skills through direct observation in real clinical settings. It provides immediate feedback on students' performance, assessing clinical decision-making, patient interaction, and problem-solving.

**DOPS (Direct Observation of Procedural Skills):** DOPS assesses procedural skills under supervision. Trained assessors directly observe and evaluate students' performance, ensuring competence in performing practical tasks and procedures.

**CWS (Case-Writing Skills):** CWS assesses students' ability to construct comprehensive clinical cases. It evaluates their understanding of clinical concepts, communication skills, and their capacity to present complex medical scenarios.

**Rating Scales:** Rating scales provide a structured approach to evaluating students' performance across predefined criteria. They offer a quantifiable assessment of skills, behaviors, or competencies, allowing for consistent and standardized evaluation.

**Record Keeping:** Record keeping assessments focus on accurate documentation of clinical encounters, procedures, and patient interactions. This method evaluates students' attention to detail, organization, and communication skills in maintaining comprehensive records.

**Compilations:** Compilations involve students gathering and presenting a collection of their work or accomplishments. This assessment method showcases their achievements, growth, and learning journey, offering a holistic view of their progress.

**Portfolios:** Portfolios are curated collections of students' work that showcase their achievements, reflections, and growth over time. This method encourages self-assessment, critical thinking, and the documentation of diverse learning experiences.



**Log Book:** Log books provide a chronological record of students' practical experiences, activities, and accomplishments. This assessment method offers insight into their hands-on training, clinical exposure, and the development of practical skills.

**Trainers' Report:** Trainers' reports offer valuable insights into students' performance from the perspective of educators or supervisors. These assessments provide an external perspective on students' progress, clinical skills, and overall competence.

**Self-Assessment:** Self-assessment encourages students to reflect on their own learning and performance. By evaluating their strengths, weaknesses, and areas for improvement, students take an active role in their educational journey.

**Peer Assessment:** Peer assessment involves students evaluating their peers' work, performance, or contributions. This method encourages collaboration, teamwork, and a deeper understanding of assessment criteria.

**360-Degree Evaluation:** 360-degree evaluation gathers feedback from multiple sources, including trainers, peers, and self-assessment. This comprehensive approach provides a well-rounded view of students' competencies, behaviors, and interactions.

**Theory:** Theory exams assess students' understanding of fundamental concepts and principles. They often require comprehensive written responses that showcase students' knowledge, critical thinking, and ability to communicate ideas clearly.

**MCQ (Multiple Choice Questions):** MCQs evaluate a wide range of content efficiently. They test students' recall, application, and analytical skills, offering a diverse assessment of their understanding.

**SAQ (Short Answer Questions):** SAQs require concise written responses to specific prompts. They assess students' ability to provide focused answers, showcasing their comprehension and application of key concepts.

**LAQ (Long Answer Questions):** LAQs assess in-depth understanding and critical analysis. Students are expected to provide detailed, structured responses that demonstrate their grasp of complex topics.

**Practical Exams: Spotting, Identifications, Clinical Cases, Hands-On Skills**

**Spotting and Identifications:** These assessments test students' ability to identify and label specific elements, such as anatomical structures or specimen. They focus on recognition and recall of visual information.

**Clinical Cases:** Clinical case exams present scenarios resembling real patient encounters. Students diagnose, analyze, and propose treatment plans based on the provided information, demonstrating clinical reasoning and decision-making skills.

True Copy

*Signature*

Principal  
M. A. M's, Sumatibhai Shah  
Ayurved Mahavidyalaya,  
Hadapsar, Pune- 411 028

*Faint mirrored text from the reverse side of the page, including the name of the institution and contact information.*

**Hands-On Skills:** Practical assessments involve performing specific procedures or tasks. Students demonstrate psychomotor skills, accuracy, and attention to detail, showcasing their competence in applying theoretical knowledge in real-world settings.

**Viva Exams: General and Structured**

**General Viva:** General viva exams involve oral questioning on various subjects. Students must articulate their knowledge, reasoning, and problem-solving abilities in response to questions posed by examiners.

**Structured Viva:** Structured viva exams have predetermined questions and evaluation criteria. This focused approach ensures consistent assessment across students and covers specific learning objectives.

Incorporating these common examination methods ensures a comprehensive evaluation of students' theoretical knowledge, practical skills, clinical reasoning, and communication abilities. These diverse assessments promote a well-rounded understanding of students' capabilities.

A3 Course outcome	B3 Learning Objective (At the end of the session, the students should be able to)	C3 Domain/ sub	D3 Must to know/ desirable to know/Nice to know	E3 Level Does/ Shows how/ Knows how/ Know	F3 T-L method	G3 Assessment	I13 Formative /summative	I3 Te rm	J3 Integration
<b>Topic 1- &lt;Topic point number&gt; (Lecture:- &lt;Number&gt; hours, Non lecture &lt;Number&gt; hours)</b>									

The IB Formative and Summative Assessment Chart highlights the assessment methods specified in column G3 that are applicable for both formative and summative evaluation. While some topics are designated solely for formative assessment, a majority of the subjects are intended for both formative and summative evaluation. This dual approach ensures a comprehensive and ongoing assessment of students' progress and understanding across various topics. The integration of formative assessment aids in continuous improvement and learning enhancement, while summative assessment provides a final evaluation of students' knowledge and skills in those areas. This balanced combination contributes to a thorough assessment strategy that promotes effective learning outcomes and comprehensive evaluation of students' overall performance.

I3 Term wise distribution is again indicated in column.

**True Copy**



**Principal**

**M. A. M's, Sumatibhai Shah  
Ayurved Mahavidyalaya,  
Hadapsar, Pune- 411 028**

The concept of Integration in IJ focuses on consolidating students' understanding of similar topics that span multiple courses or subjects. Through integration, the knowledge and aspects related to a particular theme or topic are harmonized to offer a comprehensive approach. This collaborative effort involves multiple departments collaborating to deliver a unified learning experience for shared topics. Opportunities for both horizontal (H) and vertical integration are identified in this column.

Horizontal Integration (H) pertains to courses within the same academic year. For instance, subjects such as Dravyaguna, Rasashastra, Agadtantra, Swasthavritta, Rognidan, and Samhita Adhyayan 2 can collaborate to provide a cohesive learning experience for students. By merging their expertise, these departments can offer a holistic understanding of shared topics, enriching students' comprehension and cross-disciplinary perspectives.

Vertical Integration (V) primarily encompasses subjects that span across various academic years, ranging from the initial to the final years of study. This method facilitates a gradual and coherent progression of knowledge and proficiencies, reinforcing fundamental principles as students advance through their educational trajectory. By vertically integrating subjects across different years, students are better prepared to grasp intricate concepts and apply their acquired knowledge throughout various stages of their learning journey. This comprehensive approach promotes a better understanding of the interrelatedness of subjects and cultivates a deeper appreciation of the curriculum.

List of practical:-

### List of Practicals

PRACTICALS (Marks-100)			
S.No	List of Topics	Term	Hours

S No of the practical, Name of the Topic, term and Hours.

**True Copy**

Principal

M. A. M's, Sumatishai Shah  
Ayurved Mahavidyalaya,  
Hadapsat, Pune- 411 028

**Table 4: Learning objectives (Practical) of Course <course code>**

A4 Course outcom e	B4 Learnin g Objectiv e (At the end of the session, the students should be able to)	C4 Domai n/ sub	D4 Must to know/ desirable to know/Nic e to know	E4 Level Does/ Show s how/ Know s how/ Know	F4 T-L metho d	G4 Assesse ment	H4 Formative /summati ve	I4 T e r m	J4 Integratio n
Topic 1- <Topic point number> (Lecture:- <Number> hours, Non lecture <Number> hours)									

Similar to above table 3 for practical

- List of Practical is added to denote the practicals.

**Table 5- Non-Lecture Activities Course AyUG....**

Sr No	List non lecture Teaching-Learning methods	No of Activities

Table 5 summaries Non-Lecture Activities. These are indicative and as per the topic need, amongst the multiple methods denoted here and in the objectives table appropriate activities should be chosen.

**Table 6: Assessment Summary: Assessment is subdivided in A to H points.**

### 6 A-Number of Papers and Marks Distribution

**Number of Papers and Marks Distribution for Second Professional BAMS Subjects**

S. No.	Subject Code	Papers	Theory	Practical/Clinical Assessment					
				Practical/ Clinical	Viva	Elective	IA	Sub Total	GRAND TOTAL
1.	AyUG-DG	2	200	100	70	-	30	200	400
2.	AyUG-RB	2	200	100	70	-	30	200	400
3.	AyUG-RN	2	200	100	70	-	30	200	400
4.	AyUG-AT	1	100	100	60	10 (Set-SA)	30	200	300
5.	AyUG-SA2	1	100	-	75	10 (Set-SB)	15	100	200
6.	AyUG-SW	2	200	100	60	10 (Set-SC)	30	200	400
Grand Total									2100

True Copy

Principal

M. A. M's, Sumatibhai Shah  
Ayurved Mahavidyalaya,  
Hadapsar, Pune- 411 028.

## 6 B - Scheme of Assessment (formative and Summative)

SR.NO.	PROFESSIONAL COURSE	DURATION OF PROFESSIONAL COURSE		
		First Term (1-6 Months)	Second Term (7-12 Months)	Third Term (13-18 Months)
1	II BAMS	3 PA & First TT	3 PA & Second TT	3 PA & UE*

PA: Periodical Assessment; TT: Term Test; UE: University Examinations.

\*University Examination Shall be on entire syllabus.

Theory i.e. Written by the MCQ, SAQ, LAQ as per MSE and Practical Examination by Practical / Clinical/ Viva.

**Formative assessment** as, it is assessment for learning, various other methods can be used. Considering cognitive, psychomotor and affective domain appropriate method as per column G3, appropriate method should be adopted.

(Refer above explanation of Formative assessment in G3 column)

Formative assessment should be frequent activity after teaching.

Records should be kept and cumulative marks should be forwarded to university as per table

Formative assessment is defined by two terms, Periodic Assessment and term test.

Periodic Assessment and Term Test - In table 6 C method for calculation of internal assessment marks is explained. Various periodic assessment methods are explained in the table 6 D.

## 6 C - Calculation Method for Internal assessment Marks (15 Marks)

For Samhita Adhyayan 2

TERM	PERIODICAL ASSESSMENT*					TERM TEST**	TERM ASSESSMENT	
	A	B	C	D	E	F	G	H
	1 (15 Marks)	2 (15 Marks)	3 (15 Marks)	Average (A+B+C/3)	Converted to 15 Marks (D/15*15)	Term Test (Marks converted to 15) (15 Marks)	Sub Total /30 Marks	Term Assessment (.../15)
FIRST							E+F	(E+F)/2
SECOND							E+F	(E+F)/2
THIRD						NIL		E
<b>Final IA</b>	Average of Three Term Assessment Marks as Shown in 'H' Column.							
	Maximum Marks in Parentheses *Select an Evaluation Method which is appropriate for the objectives of Topics from the Table 6 D for Periodic assessment. Conduct 15 marks assessment and enter marks in A, B, and C.							

** Conduct Theory (100 Marks) (MCQ(20*1 Marks), SAQ(8*5), LAQ(4*10)) and Practical (100 Marks) Then convert total to 15 marks.
---

OR

### 6 C - Calculation Method for Internal assessment Marks (30 Marks)

For AyUG-DG, AyUG-RB, AyUG-RN, AyUG-AT, AyUG-SW

TERM	PERIODICAL ASSESSMENT*					TERM TEST**	TERM ASSESSMENT	
	A	B	C	D	E	F	G	H
	1 (15 Marks)	2 (15 Marks)	3 (15 Marks)	Average (A+B+C/3)	Converted to 30 Marks (D/15*30)	Term Test (Marks converted to 30)	Sub Total /60 Marks	Term Assessment (.../30)
FIRST							E+F	(E+F)/2
SECOND							E+F	(E+F)/2
THIRD						NIL		E
Final IA	Average of Three Term Assessment Marks as Shown in 'H' Column.							
	Maximum Marks in Parentheses *Select an Evaluation Method which is appropriate for the objectives of Topics from the Table 6 D for Periodic assessment. Conduct 15 marks assessment and enter marks in A, B, and C. ** Conduct Theory (100 Marks)(MCQ(20*1 Marks), SAQ(8*5), LAQ(4*10)) and Practical (100 Marks) Then convert to 30 marks.							

### 6 D - Evaluation Methods for Periodical Assessment

S. No.	Evaluation Methods
1.	Practical / Clinical Performance
2.	Viva Voce, MCQs, MEQ (Modified Essay Questions/Structured Questions)
3.	Open Book Test (Problem Based)
4.	Summary Writing (Research Papers/ Samhitas)
5.	Class Presentations; Work Book Maintenance
6.	Problem Based Assignment
7.	Objective Structured Clinical Examination (OSCE), Objective Structured Practical Examination (OPSE), Mini Clinical Evaluation Exercise (Mini-CEX), Direct Observation of Procedures (DOP), Case Based Discussion (CBD)
8.	Extra-curricular Activities, (Social Work, Public Awareness, Surveillance Activities, Sports or Other Activities which may be decided by the department).
9.	Small Project
10.	Activities Indicated in Table 3 - Column G3 as per Indicated I, II or III term in column 13.

True Copy

Principal

M. A. M's, Sumatibhai Shah  
Ayurved Mahavidyalaya,  
Hadapsar, Pune- 411 028

A detailed list of periodic assessment is given in this table. Chose one activities Indicated in Table 3 - Column G3 as per Indicated I, II or III term in column I3 or any other as per objectives from this table.

Conduct periodic test for 15 marks.

## 6 E Question Paper Pattern

### II PROFESSIONAL BAMS EXAMINATIONS

AyuUG - .....

#### PAPER-1

Time: 3 Hours Maximum Marks: 100

INSTRUCTIONS: All questions compulsory

		Number of Questions	Marks per question	Total Marks
Q 1	MULTIPLE CHOICE QUESTIONS (MCQ)	20	1	20
Q 2	SHORT ANSWER QUESTIONS (SAQ)	8	5	40
Q 3	LONG ANSWER QUESTIONS (LAQ)	4	10	40
				100

Similar for Paper II (If applicable).

## 6 F Distribution of theory examination

				<b>D</b> Type of Questions "Yes" can be asked. "No" should not be asked.		
<b>A</b> List of Topics	<b>B</b> Term	<b>C</b> Marks	<b>MCQ</b> (1 Mark)	<b>SAQ</b> (5 Marks)	<b>LAQ</b> (10 Marks)	

Question paper Blue print is indicated as per Term, maximum marks allotted to topic and type of Questions.

A indicate List and name of topic and subtopic

B indicate Term

C indicate maximum marks allotted for topic or group of Topics.

D Distribution of type of question MCQ, SAQ, LAQ to be asked. "Yes" indicate can be asked. "No" indicate should not be asked.

## 6 G Blue print of paper I & II

<b>A</b> Question Sr. No	<b>B</b> Type of Question	<b>C</b> Question Paper Format
Q1	Multiple choice Questions (MCQ)	1. Topic number 2. Topic number

True Copy

	20 Questions 1 mark each All compulsory	3. Topic number 4. Topic number 5. Topic number 6. Topic number 7. Topic number 8. Topic number 9. Topic number 10. Topic number 11. Topic number 12. Topic number 13. Topic number 14. Topic number 15. Topic number 16. Topic number 17. Topic number 18. Topic number 19. Topic number 20. Topic number
Q2	Short answer Questions (SAQ) Eight Questions 5 Marks Each All compulsory	1. Topic number / Topic number 2. Topic number / Topic number 3. Topic number / Topic number 4. Topic number / Topic number 5. Topic number / Topic number 6. Topic number / Topic number 7. Topic number / Topic number
Q3	Long answer Questions (LAQ) Four Questions 10 marks each All compulsory	1. Topic number / Topic number 2. Topic number / Topic number 3. Topic number / Topic number 4. Topic number / Topic number

6 G - Blue printing of paper: - Based on 6 F should be used for framing question paper.

A indicates Sr No question

B indicates Type of Questions.

C indicates Topic number from which question is to be framed.

All questions should be compulsory.

For Q 1 MCQ 20 questions to be framed based on the topics indicated in column C. Must to know part 15 MCQ, Desirable to know 3 MCQ, Nice to know 2 MCQs.

For Q 2 SAQ 8 questions to be framed based on the topics indicated in column C. 7 Questions from Must to know 1 Question on Desirable to know and no Questions on Nice to know

For LAQ 4 questions to be framed based on the topics indicated in column C All questions on must know, No Questions on Nice to know and Desirable to know.

Structured Questions should be asked for LAQ. A clear demarcation of the should be given.

A balance of question assessing Knowledge, Comprehension, Application and Analysis should be maintained.

**True Copy**

**Principal**

**M. A. M's, Sumanibhai Shah  
Ayurved Mahavidyalaya,  
Hadapsar, Pune- 411 028**



## 6 H Distribution of Practical Exam

SN	Heads	Marks
1	Practical (Total Marks 100)	
	Heading 1	
	Heading 2	
	Heading 3	
	Heading 4	
2	Viva Voce	
3	Internal	
4	Electives (if applicable))	
	Total Marks	

6 H indicates Marks Distribution as per various heads. Practical, Viva, Internal assessment marks(IA) and Electives (If Applicable).

7. References books/ Resources

Book and Resources are given.

## Implementation

- Select a topic as per term
- Read the objectives
- Think of Domain
- Decide lecture plan and prepare material A/V aids(PPT, Charts etc)
- Decide non lecture activities to be conducted. Prepare resources (Case, problem etc)
- Decide assessment method (formative) and prepare material if required (e.g. Quiz, puzzle, etc)
- Make lesson plan. (Template next page)
- Conduct session/practical

**True Copy**

**Principal**

**M. A. M's, Sumatibhai Shah  
Ayurved Mahavidyalaya,  
Hadapsar, Pune- 411 028**

## LESSON PLAN TEMPLATE

List of Learning Resources : (Textbook, e – resources, other)  
Referenced according to Vancouver style

Name of College:			
Name of Department (s)			
Name of Course		Academic Year	Batch –
Learning Objectives:			
Instructional Method (Circle as appropriate) - Lecture /Seminar /Tutorial / Bedside Clinic / OPD Session / Community Visit / Hospital visit, any other			
Duration - LH-		NLH	
Time	Activity Description	Resources/ A-V Aids	Assessment Method / s

True Copy

*Pratibha*

Principal

M. A. M's, Sumatibhai Shah  
Ayurved Mahavidyalaya,  
Hadapsar, Pune- 411 028

## Contributions:



॥ आपुणे सर्वलोकानाम् ॥

### Curriculum Committee

#### COMMITTEES FOR DEVELOPMENT OF SYLLABUS FOR SECOND PROFESSIONAL BAMS SUBJECTS

##### ADVISORY COMMITTEE:

Sr.No	Name & Designation
1	Vaidya Jayant Deopujari, Chairman, NCISM
2	Dr. B.S. Prasad, President, Board of Ayurveda, NCISM
3	Dr. Raghuram Bhatta U. President, Medical Assessment and Rating Board for Indian System of Medicine (MARBISM), NCISM
4	Prof (Vaidya) Rakesh Sharma. President, Board of Ethics and Registration for Indian System of Medicine, NCISM
5	Dr. Tanuja Nesari, Director, All India Institute of Ayurveda.
6	Dr Ravinarayan Acharya, Director General, Central Council of Research in Ayurvedic Sciences, CCRAS
7	Dr Pradeep Kumar Prajapati, Vice Chancellor, Dr Sarvepalli Radhakrishnan Rajasthan Ayurved University, Jodhpur
8	Professor(Dr.) Baldev Kumar, Vice Chancellor, Sri Krishna AYUSH University, Kurukshetra
9	Prof. Mita Kotecha, Pro Vice Chancellor, National Institute of Ayurveda Deemed to be University, Jaipur
10	Dr Pawan Kumar, Senior Technical Officer, World Health Organization (WHO)
11	Dr. Mitali Mukerji, Professor and Head of the Department of Bioscience and Bioengineering, Indian Institute of Technology Jodhpur, IIT Jodhpur
12	Dr. Viswajanani Sattigeri, Head CSIR-Traditional Knowledge Digital Library Unit, Delhi

True Copy

Principal

M. A. M's, Sumatibhai Shah  
Ayurved Mahavidyalaya,  
Hadapsar, Pune- 411 028

**Core Committee:**

Sr.No.	Name	Designation	Organization
1.	Vaidya Jayant Deopujari	Chairman	National Commission for Indian System of Medicine, New Delhi
2.	Dr. B.S. Prasad	President	Board of Ayurveda, National Commission for Indian System of Medicine, New Delhi
3.	Dr. Atul Babu Varshney	Member	Board of Ayurveda, National Commission for Indian System of Medicine, New Delhi
4.	Dr Mohan R. Joshi,	Chief Coordinator	Professor and HOD, Samhita Siddhant & Sanskrit Department, Tilak Ayurved Mahavidyalaya, Pune, Maharashtra
5.	Dr Shweta Telang- Chaudhari	Co-coordinator (Second Professional Subjects)	Associate Professor Maharashtra University of Health Sciences, Nashik

**EXPERT COMMITTEES (Subject - wise):****Dravyaguna (AyUG-DG)**

S N		Name	Designation	Organization
1.	Chairman	Dr. Yogini Kulkarni	Professor	Pune District Education Associations, College of Ayurveda & Research Centre, Nigdi, Pune-411 044.
2.	Course Coordinator	Dr. Manjunath Ajanal	Professor	Rajiv Gandhi Education Society Ayurvedic college, Karnataka
3.	Facilitator: (HSET Expert)	Dr. Pramod Khobragade	Professor	Datta Meghe Ayurvedic Medical College, Hospital & Research Center, Maharashtra, Nagpur
4.	Member	Dr. TG Vinod Kumar	Sr. Scientist	Jawaharlal Nehru Tropical Botanic Garden & Research Institute Palode, Thiruvananthapuram, Kerala, India (JNTBJRI)
5.	Member	Dr. Prasanna Savanur	Professor	Faculty of Indian Medical System, SGT University, Haryana, GuruGram
6.	Member	Dr. Prakash Hegde	Professor	Sri Dharmathala Manjunatheshwara College of Ayurveda & Hospital, Karnataka, Hassan
7.	Member	Dr. Rajesh Sharma	Associate Professor	Government Ayurvedic Medical College, Akhnoor, Jammu and Kashmir
8.	Member	Dr. OM Prakash Rout	Associate Professor	Shri Narayan Prasad Awasthi Government Ayurved College, Chhattisgarh, Raipur

**True Copy**

Principal

**M. A. M's. Sumatibhai Shah  
Ayurved Mahavidyalaya,  
Hadapsar, Pune-411 028**

### Rasashastra & Bhaishajya Kalpana (AyUG-RB)

S N		Name	Designation	Organization
1.	Chairman	Dr Rajeshwari V. Kamat	Professor	Dept of Rasashastra & Bhaishajya Kalpana KLE Shri B M Kankanawadi Ayurved Mahavidyalaya Post Graduate Studies & Research Centre, Shahapur, Belagavi, Karnataka
2.	Course Coordinator	Dr. Vinamra Sharma	Associate Professor	Dept of Rasashastra & Bhaishajya Kalpana Guru Gorakhnath Institute of Medical Sciences, Gorakpur, Uttar Pradesh
3.	Facilitator: (HSET Expert)	Vaidya Yoginee Patil	Associate Professor	Dept of Rasashastra & Bhaishajya Kalpana Tilak Ayurved Mahavidyalaya, Pune, Maharashtra
4.	Member	Dr Raman Belge	Professor	Dept of Rasashastra & Bhaishajya Kalpana Shri Ayurved Mahavidyalaya, Nagpur Maharashtra
5.	Member	Dr. Raghuveer	Professor & HoD	Dept of Rasashastra & Bhaishajya Kalpana Ashwini Ayurvedic Medical College & PG Centre, Davangere, Karnataka
6.	Member	Dr Rajesh G. Baravaliya	Professor	Dept of Rasashastra & Bhaishajya Kalpana Govt. Akhandanand Ayurved College & Hospital, Ahmedabad, Gujarat
7.	Member	Dr Govindsahay Shukla	Professor	Dept of Rasashastra & Bhaishajya Kalpana University College of Ayurved, DSRR Ayurveda University, Jodhpur, Rajasthan
8.	Member	Dr. Himangshu Baruah	Assistant Professor	Dept of Rasashastra & Bhaishajya Kalpana North Eastern Institute of Ayurveda & Homoeopathy (NEIAH), Shillong, Meghalaya

### Roganidana and Vikriti Vigyan (AyUG-RN)

1.		Name	Designation	Organization
2.	Chairman	Dr. Anand More	Professor	All India Institute of Ayurveda, New Delhi
3.	Course Coordinator	Dr. Jai Kini	Professor	Y.M.T. Ayurvedic Medical College And Hospital, Navi Mumbai Maharashtra.
4.	Facilitator: (HSET Expert)	Dr. Manjiri Deshpande	Associate Professor	Tilak Ayurved Mahavidyalaya, Pune, Maharashtra
5.	Member	Dr. Deepti Parashar Mehta	Professor	Shri Krishna Govt. Ayurvedic College & Hospital, Kurukshetra, Haryana.
6.	Member	Dr. Ch. Srikrishna	Associate Professor	Dr. BRKR Govt. Ayurveda College, Hyderabad, Telangana
7.	Member	Dr. Prasanna Mogasale	Associate Professor	Sri Dharmasthala Manjunatheshwara College of Ayurveda, Udupi, Karnataka
8.	Member	Dr. Nithin Krishnan R.	Associate Professor	Faculty of Indian Medical System, SGT University, Gurugram, Haryana
9.	Member	Dr. Umesh Kumar Sapra	Assistant Professor	Chaudhary Brahm Prakash Ayurved Sansthan, Khera Dabar, New Delhi

**True Copy**

**Principal**

**M. A. M's, Sumatibhai Shah  
Ayurved Mahavidyalaya,  
Hadapsar, Pune- 411 028**

### Agada Tantra (AyUG-AT)

1.		Name	Designation	Organization
2.	Chairman	Dr Benil P B	Professor	Vaidyaratnam P.S. Varier Ayurveda College, Kottakkal, Kerala
3.	Course Coordinator	Dr Shivanand Patil	Assistant Professor	All India Institute of Ayurveda, Goa
4.	Facilitator: (HSET Expert)	Dr. Sonali Chalach	Professor	Mahatma Gandhi Ayurved College, Hospital & Research Centre, Salod, Wardha
5.	Member	Dr Shobha Bhat	Professor	Faculty of Ayurveda, IMS, BHU, Varanasi, Uttar Pradesh
6.	Member	Dr Mahesh P Savalgimath	Professor	KLEU Shri.BMK Ayurveda Mahavidyalaya, Belgaum
7.	Member	Dr Kiran Nimbalkar R	Associate Professor	Ayurved & Unani Tibbia College and Hospital, Delhi
8.	Member	Dr. Sharad Porte	Associate Professor	National Institute of Ayurved, Rajasthan, Jaipur
9.	Member	Dr. Ankur Mishra	Assistant Professor	Mai Bhago Ayurvedic Medical College for Women, Punjab

### Samhita Adhyayana-2 (AyUG-SA2)

		Name	Designation	Organization
1	Chairman	Dr Vinodkumar M V	Professor	Vaidyaratnam P.S. Varier Ayurveda College, Kottakkal, Kerala
2	Course Coordinator	Dr. Sharad kumar M	Assistant Professor	Sindagi Shanthaveereshwar Ayurvedic Medical college and Hospital, Haveri, Karnataka
3	Facilitator (HSET Expert)	Dr. Sumith Kumar M	Associate Professor	Guru Gorakshnath Institute of Medical Sciences (Ayurveda College), Gorakhpur, UP
4	Member	Dr. Babasaheb Patil	Professor	RJVS Bhaisaheb Sawant Ayurved Mahavidyalaya, Sawantwadi, Maharashtra
5	Member	Dr Santosh SR Nair	Associate Professor	Chaudhary Brahm Prakash Ayurved Charak Sansthan, New Delhi
6	Member	Dr. Venkat Sivudu Kurma	Associate Professor	Sri Venkateshwara Ayurvedic College, Tirupati, A. P.
7	Member	Dr. Savita Sajjan	Professor	Ayurved Mahavidyalaya & Hospital, Hubballi, Karnataka
8	Member	Dr. Shashirekha. H.K	Associate Professor	Faculty of Ayurveda, IMS, Banaras Hindu University, Varanasi, U.P

**Swasthavritta (AyUG-SW)**

1.		<b>Name</b>	<b>Designation</b>	<b>Organization</b>
2.	Chairman	Dr. P Sudhakar Reddy	Professor	JSS Ayurveda Medical College, Mysuru, Karnataka
3.	Facilitator: (HSET Expert)	Dr. Prasad Deshpande	Associate Professor	Government Ayurved College, Vazirabad, Nanded, Maharashtra
4.	Member	Dr. Jayan D	Professor	Govt. Ayurveda College Tripunithura, Kochi, Kerala
5.	Member	Dr. Ashok Patil	Professor	KLEU Shri.BMK Ayurveda Mahavidyalaya Belgaum, Karnataka
6.	Member	Dr. Mihir Hajarnavis	Professor	Tilak Ayurved Mahavidyalaya, Pune, Maharashtra
7.	Member	Dr. Unnikrishnan. S	Professor	Chaudhary Brahm Prakash Ayurved Charak Sansthan, New Delhi
8.	Member	Dr. Shivakumar Harti	Associate Professor	All India Institute of Ayurveda, New Delhi

**True Copy****Principal****M. A. M's, Sumatibhai Shah  
Ayurved Mahavidyalaya,  
Hadapsar, Pune- 411 028**

QR Codes for Curriculum Files: -

AyUG-DG



DG

AyUG-AT



AT

AyUG-RB



RB

AyUG-SA2



SA2

AyUG-RN



RN

AyUG-SW



SW

True Copy