

Maharashtra Arogya Mandal's

Sumatibhai Shah Ayurved Mahavidyalaya

- * An ISO 9001:2015 Certified Mahavidyalaya
- * NABH Accredited & ISO 9001:2015 Certified Hospital

Malwadi, Hadapsar, Pune - 411028

Recognized by : Government of India, Ministry of Health & Family Welfare, (Department of AYUSH) N.C.I.S.M, Ministry of AYUSH, Government of India New Delhi & Government of Maharashtra. Affiliated to Maharashtra University of Health Sciences, Nashik.



॥ अम्यासात् प्राप्यते दृष्टिः
कर्मसिद्धिप्रकाशिनी ॥

SOP of Snehana :

1. First patients is examined and decided whether its indicated for snehana by both Pediatrician and Panchakarma Specialist.
2. Then Medications are prescribed as per consultants opinion.
3. The written consent is taken from patient's parents or guardian about procedure and procedure is explained in details.
4. Patient is told to bring the Medications and instruments needed for the procedures.
5. After bringing proper medications, medications and required instruments are checked by doctors for quantity, quality, safety and efficacy.
6. Then Patient is prepared for procedure and procedure is carried out as per following instructions.
7. First of all the drugs needed for snehana are warmed by water bath method and checked for warmth by doctor or as per experts opinion.
8. Then patient is prepared by letting the patient sleep on snehana table after removing clothing and any ornaments wore.
9. Gradually Oilation and massage is done by Health Professional / PG Students / Interns / Consultant as per Expert's Opinion.
10. After proper procedure, the child is re-examined and handovered to parents or guardiens and signs are taken regarding handovered baby.



Principal

M. A. M.'s Sumatibhai Shah
Ayurved Mahavidyalaya,
Hadapsar, Pune - 411028

✉ ssayu@rediffmail.com, www.ssayuved.org, 020-29522505

☎ College No.: 020-29522505, 29522506 ☎ Hospital No.: 020 - 29522502

11. Follow up date is given to the patient as per experts opinion and then OPD paper is submitted to billing department for billing.

Protocol For Complications of Snehana:

1. While doing snehana there are usually less chances of complications as the procedure is mostly massage with oils. But sometimes minor traumas and misshaps can happen like, Slipping of baby by sliding on oil, blunt trauma due to falling, Burn and scalds due to application of hot oils.
2. For this Emergency first aid kit is present in Panchakarma department.
3. The Kit includes Primary instrumentation, Medication even Instrumentation for Positive Pressure Ventilation and Intubation in case if required related for this minor misshaps.
4. In case of major issue like collapse of baby or sever injury the baby is immediately shifted to PICU/Ward for that Blue code is activated and further management is done.

SOP for Swedana :

- 1) First patients is examined and decided whether its indicated for swedana by both Pediatrician and Panchakarma Specialist.
- 2) Then Medications are prescribed as per consultants opinion.
- 3) The written consent is taken from patient's parents or guardian about procedure and procedure is explained in details.
- 4) Patient is told to bring the Medications and instruments needed for the procedures.
- 5) After bringing proper medications, medications and required instruments are checked by doctors for quantity, quality, safety and efficacy.
- 6) Then Patient is prepared for procedure and procedure is carried out as per following instructions.

a) Procedure for Bashpa-Swedana :

1. First Drugs prescribed are added into water and mixture is heated in pressure cooker.

Principal
M. A. M's, Sumatibhai Shah
Ayurved Mahavidyalaya,
Hadapsar, Pune- 411 028.



Principal
M. A. M's, Sumatibhai Shah
Ayurved Mahavidyalaya,
Hadapsar, Pune- 411 028.

2. The cord for steam transport is attached at the whistle end of pressure cooker and everything is heated till uniform steam comes from the open end of steam cord.
3. The uniform steam is checked for any hot splatters and water droplets eruption from steam cord end.
4. The Proper distance is decided for administration of steam by checking with hands.
5. After that Patient is prepared by removing cloths and any ornaments wore and then proper position is given to patient as per experts instruction.
6. After that uniform steam is given to patient till siddhi lakshana /expers opinion.
7. After proper procedure, the child is re-examined and handovered to parents or guardiens and signs are taken regarding handovered baby.
8. Follow up date is given to the patient as per experts opinion and then OPD paper is submitted to billing department for billing.

b) Procedure for shalishashtika Pinda Swedana :

1. The drugs needed for shalishashtika pinda swedana are added into pot and then ksheerapaaka is prepared as per standard procedure.
2. Rice is cooked in pressure cooker and after proper cooking is bound in cheese cloth so that pottali is prepared.
3. Then this pottali is dumped into ksheerapaaka of drugs and kept for soaking till the temperature of whole mixture drops upto suitable for application.
4. Till that sarvanga snehana is carried out by proper snehana SOP.
5. After that prepared patient is adjusted on swedana table with proper position and shalishashtika pinda swedana is carried out after checking temperature of Pottali by doctor or health professional.
6. The Pottali is applied on child's body with adequate pressure with circular motions on affected areas where swedana is expected. When pottali again becomes cold its dumped into warm ksheerapaaka and warmed again this procedure is carried out till proper siddhilakshana is observed or as per experts opinion.



Principal
M. A. M.'s, Sumatibhai Shiksha
Ayurved Mahavidyala,
Hadapsar, Pune- 411 004


7. At last the pottali is opened up and rice inside it is massaged on whole body of patient.
8. After that patients body is cleaned with warm water soaked towel and patient is told to wear warm cloths.
9. After proper procedure, the child is re-examined and handovered to parents or guardiens and signs are taken regarding handovered baby.
10. Follow up date is given to the patient as per experts opinion and then OPD paper is submitted to billing department for billing.

Protocol For Complications of Swedana :

1. While doing Swedana there are usually less chances of complications as the procedure is mostly hot fomentation done under supervision. But sometimes minor traumas and misshaps can happen like, Slipping of baby by sliding on oil, blunt trauma due to falling, Burn and scalds due to application of hot oils , Steam or Methods used for hot fomentation. Instrumental misshapps like Gas Cylinder leakage, And Explosion or burning.
2. For this Emergency first aid kit is present in Panchakarma department.
3. The Kit includes Primary instrumentation, Medication even Instrumentation for Positive Pressure Ventilation and Intubation in case if required related for this minor misshapps.
4. In case of major issue like collapse of baby or sever injury the baby is immediatly shifted to PICU/Ward for that Blue code is activated and further management is done.
5. For Instrumental misshapps like Burning and Gas leakage the Fire extinguisher are available and all staff is trained for this. In case of major issue the fire exit/emergency exit guidelines are available in whole premises.

SOP of Basti :




Principal
M. A. M's, Sumatibhai Shah
Ayurved Mahavidyalaya,
Hadapsar, Pune-411 028.


7. At last the pottali is opened up and rice inside it is massaged on whole body of patient.
8. After that patients body is cleaned with warm water soaked towel and patient is told to wear warm cloths.
9. After proper procedure, the child is re-examined and handovered to parents or guardiens and signs are taken regarding handovered baby.
10. Follow up date is given to the patient as per experts opinion and then OPD paper is submitted to billing department for billing.

Protocol For Complications of Swedana :

1. While doing Swedana there are usually less chances of complications as the procedure is mostly hot fomentation done under supervision. But sometimes minor traumas and misshaps can happen like, Slipping of baby by sliding on oil, blunt trauma due to falling, Burn and scalds due to application of hot oils , Steam or Methods used for hot fomentation. Instrumental misshapps like Gas Cylinder leakage, And Explosion or burning.
2. For this Emergency first aid kit is present in Panchakarma department.
3. The Kit includes Primary instrumentation, Medication even Instrumentation for Positive Pressure Ventilation and Intubation in case if required related for this minor misshapps.
4. In case of major issue like collapse of baby or sever injury the baby is immediatly shifted to PICU/Ward for that Blue code is activated and further management is done.
5. For Instrumental misshapps like Burning and Gas leakage the Fire extinguisher are available and all staff is trained for this. In case of major issue the fire exit/emergency exit guidelines are available in whole premises.

SOP of Basti :




Principal
M. A. M's, Sumatibhai Shah
Ayurved Mahavidyalaya,
Hadapsar, Pune-411 028.

16. Then patient is told to wait till basti is passed out.

17. After proper procedure, the child is re-examined and handover to parents or guardians and signs are taken regarding handover baby.

18. Follow up date is given to the patient as per expert's opinion and then OPD paper is submitted to billing department for billing.

Protocol For Complications of Basti :

1. While doing Basti there are usually less chances of complications as the procedure is mostly done under observation of supervisor and senior doctors. But sometimes minor traumas and misshaps can happen like, Slipping of baby by sliding on oil, blunt trauma due to falling, Burn and scalds due to application of hot oils, Kwatha and materials needed for basti.

2. For this Emergency first aid kit is present in Panchakarma department.

3. The Kit includes Primary instrumentation, Medication even Instrumentation for Positive Pressure Ventilation and Intubation in case if required related for this minor misshaps.

4. In case of major issue like collapse of baby or sever injury the baby is immediately shifted to PICU/Ward for that Blue code is activated and further management is done.

5. For Instrumental misshaps like Burning and Gas leakage the Fire extinguisher are available and all staff is trained for this. In case of major issue the fire exit/emergency exit guidelines are available in whole premises.


SOP of Nasya :

1. First patients is examined and decided whether its indicated for Basti by both Pediatrician and Panchakarma Specialist.

2. Then Medications are prescribed as per consultants opinion.

3. The written consent is taken from patient's parents or guardian about procedure and procedure is explained in details.




Principal
M. A. M's, Sumatibhai Shah
Ayurved Mahavidyalaya,
Hadapsar, Pune- 411 028.

4. Patient is told to bring the Medications and instruments needed for the procedures.
5. After bringing proper medications, medications and required instruments are checked by doctors for quantity, quality, safety and efficacy.
6. Then Patient is prepared for procedure and procedure is carried out as per following instructions.
7. The Drugs Used in Nasya which have been prescribed by experts is warmed by water bath method and kept handy.
8. Then proper position is given to the patient and sthanik snehana and swedana is done on face , neck and sholders as per standard SOP.
9. Then sthanik swedana by Bashpa shwedana is done locally as per standard SOP.
10. After that the warmed medication of nasya is checked by fingers and temperature is checked.
11. 2-6 drops or a prescribed by expert are then administered in patients each nostrils. Then the gentle massage is done on face again.
12. Patient is told to sleep on the snehana table with proper head tilt chin lift position for appx 5-10min.
13. After proper procedure, the child is re-examined and handover to parents or guardians and signs are taken regarding handover baby.
14. Follow up date is given to the patient as per expert's opinion and then OPD paper is submitted to billing department for billing.

Protocol For Complications of Nasya:

1. While doing Nasya there are usually less chances of complications as the procedure is mostly done under observation of supervisor and senior doctors. But sometimes minor traumas and misshaps can happen like, Slipping of baby by sliding on oil, blunt trauma due to falling, Burn and scalds due to application of hot oils, Kwatha and materials needed for Nasya, Nasya Complications Like Asphaxia and other major complications like Internl mucosal burning and irritation.

2. For this Emergency first aid kit is present in Panchakarma department.



P. Shim
Principal
M. A. M.'s, Sumatibhal Shah
Ayurved Mahavidyalaya,
Hadapsar, Pune-411 001

3. The Kit includes Primary instrumentation, Medication even Instrumentation for Positive Pressure Ventilation and Intubation in case if required related for this minor misshaps.

4. In case of major issue like collapse of baby or sever injury the baby is immediately shifted to PICU/Ward for that Blue code is activated and further management is done.

5. For Instrumental misshaps like Burning and Gas leakage the Fire extinguisher are available and all staff is trained for this. In case of major issue the fire exit/emergency exit guidelines are available in whole premises.

SOP of Jivha Pratisarana :

1. First patients is examined and decided whether its indicated for Jivha Pratisarana by both Pediatrician and Panchakarma Specialist.
2. Then Medications are prescribed as per consultants opinion.
3. The written consent is taken from patient's parents or guardian about procedure and procedure is explained in details.
4. Patient is told to bring the Medications and instruments needed for the procedures.
5. After bringing proper medications, medications and required instruments are checked by doctors for quantity, quality, safety and efficacy.
6. Then Patient is prepared for procedure and procedure is carried out as per following instructions.
7. The Drugs Used in Jivha Pratisarana which have been prescribed by experts is prepared as per guideline and kept handy.
8. Then proper position is given to the patient and sthanik snehana and swedana is done on face , neck and sholders as per standard SOP.
9. Then sthanik swedana by Bashpa shwedana is done locally as per standard SOP.
10. After that the Prepared medicine is checked by fingers and temperature , consistency and structure also quantity is checked.



[Signature]
Principal
M. A. M's, Sumatibhai Shah
Ayurved Mahavidyalaya,
Hadapsar, Pune- 411 028

11. Quantity prescribed by expert are then administered in patients by proper guidelines. This includes gentle massage of prepared medication inside oral cavity and tongue. Then the gentle massage is done on face again.

12. Patient is told to do gandusha and Kavala after pratisarana as a post procedure or as per described by physician.

13. After proper procedure, the child is re-examined and handover to parents or guardians and signs are taken regarding handover baby.

14. Follow up date is given to the patient as per expert's opinion and then OPD paper is submitted to billing department for billing.

Protocol For Complications of Jivha Pratisarana :

1. While doing Jivha Pratisarana there are usually less chances of complications as the procedure is mostly done under observation of supervisor and senior doctors. But sometimes minor traumas and mishaps can happen like, Slipping of baby by sliding on oil, blunt trauma due to falling, Burn and scalds due to application of hot oils, Kwatha and materials needed for Jivha Pratisarana, Jivha Pratisarana Complications Like Asphaxia and other major complications like Internal mucosal burning and irritation.

2. For this Emergency first aid kit is present in Panchakarma department.

3. The Kit includes Primary instrumentation, Medication even Instrumentation for Positive Pressure Ventilation and Intubation in case if required related for this minor mishaps.

4. In case of major issue like collapse of baby or sever injury the baby is immediately shifted to PICU/Ward for that Blue code is activated and further management is done.

5. For Instrumental mishaps like Burning and Gas leakage the Fire extinguisher are available and all staff is trained for this. In case of major issue the fire exit/emergency exit guidelines are available in whole premises.

K. S. Deshmukh
Cri 8 Incharge



M. A. M.

Principal

**M. A. M's, Sumatibhal Shah
Ayurved Mahavidyalaya,
Hadapsar, Pune- 411 028.**